

Concept House
Cardiff Road
Newport
South Wales
NP10 8QQ

Certified Office Copy

I, the undersigned, being an officer duly authorised in accordance with Section 74(1) and (4) of the Deregulation and Contracting Out Act 1994, to sign and issue certificates on behalf of the Comptroller-General, hereby certify that annexed hereto is a true copy of the specification of the granted European Patent identified therein together with a true copy of the entries made to date in the Register of Patents in respect of the patent which is in force in the United Kingdom.

I also certify that subject to the payment of the prescribed renewal fees, the patent will remain in force for a period of twenty years from the date of the filing of the application as shown therein.

In accordance with the Patents (Companies Re-registration) Rules 1982, if a company named in this certificate and any accompanying documents has re-registered under the Companies Act 1980 with the same name as that with which it was registered immediately before re-registration save for the substitution as, or the inclusion as, the last part of the name of the words "public limited company" or their equivalents in Welsh, references to the name of the company in this certificate and any accompanying documents shall be treated as references to the name with which it is so re-registered.

In accordance with the rules, the words "public limited company" may be abbreviated by p.l.c., plc, P.L.C. or PLC.

Registration under the Companies Act does not constitute a new legal entity and does not subject the company to certain additional company law rules.

Signed

Dated 7 November 2013

(19)



(11)

EP 2 271 321 B1

(12)

EUROPEAN PATENT SPECIFICATION

(45) Date of publication and mention
of the grant of the patent:

13.06.2012 Bulletin 2012/24

(51) Int Cl.:

A61K 9/48 (2006.01)

A61K 9/14 (2006.01)

A61K 31/4184 (2006.01)

C07D 235/06 (2006.01)

(21) Application number: **09726304.0**

(86) International application number:

PCT/GB2009/050293

(22) Date of filing: **26.03.2009**

(87) International publication number:

WO 2009/118562 (01.10.2009 Gazette 2009/40)

(54) PHARMACEUTICAL COMPOSITION 271

PHARMAZEUTISCHE ZUSAMMENSETZUNG 271

COMPOSITION PHARMACEUTIQUE 271

(84) Designated Contracting States:

**AT BE BG CH CY CZ DE DK EE ES FI FR GB GR
HR HU IE IS IT LI LT LU LV MC MK MT NL NO PL
PT RO SE SI SK TR**

Designated Extension States:

AL BA RS

• **HILL, Kathryn, Jane**

Cheshire SK10 4TG (GB)

(74) Representative: **Matharu, Balvinder Singh et al**

AstraZeneca AB

AstraZeneca Intellectual Property

151 85 Södertälje (SE)

(30) Priority: **28.03.2008 US 40372**

(56) References cited:

WO-A-2007/076245

(43) Date of publication of application:

12.01.2011 Bulletin 2011/02

(73) Proprietors:

• **AstraZeneca AB**

151 85 Södertälje (SE)

• **Array Biopharma, Inc.**

Boulder, CO 80301 (US)

• **AGARWAL, R.: "The First-in-Human Study of the
Solid Oral Dosage Form of AZD6244 (ARRY-**

**142886): A Phase I Trial in Patients with Advanced
Cancer" ASCO ANNUAL MEETING, [Online] 30**

May 2008 (2008-05-30), - 3 June 2008 (2008-06-03)

XP002534888 Chicago, USA Retrieved from the

Internet: URL: [http://www.arraybiopharma.com/_](http://www.arraybiopharma.com/_documents/Publication/)

documents/Publication/

PubAttachment285.pdf [retrieved on

2009-07-01]

(72) Inventors:

• **BATEMAN, Nicola, Frances**

Cheshire SK10 2NA (GB)

• **GELLERT, Paul, Richard**

Cheshire SK10 4TG (GB)

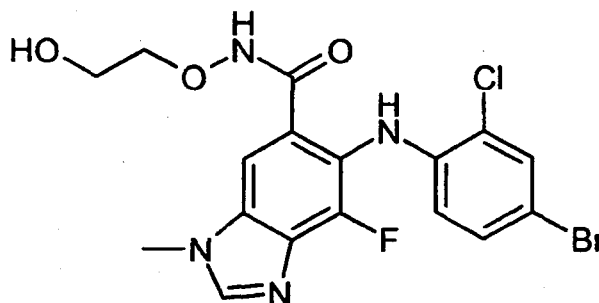
Note: Within nine months of the publication of the mention of the grant of the European patent in the European Patent Bulletin, any person may give notice to the European Patent Office of opposition to that patent, in accordance with the Implementing Regulations. Notice of opposition shall not be deemed to have been filed until the opposition fee has been paid. (Art. 99(1) European Patent Convention).

EP 2 271 321 B1

Description

[0001] The present invention relates to pharmaceutical compositions containing a hydrogen sulphate salt of 6-(4-bromo-2-chloro-phenylamino)-7-fluoro-3-methyl-3*H*-benzimidazole-5-carboxylic acid (2-hydroxy-ethoxy)-amide (hereinafter referred to as the "Agent"), more particularly to orally deliverable compositions containing the Agent; to the use of said compositions as a medicament; and to processes for the preparation of said compositions.

[0002] The Agent is disclosed in International Patent Application WO 2007/076245 and is a potent inhibitor of MEK. The Agent is a hydrogen sulphate salt of the compound with the structure of the Formula I:



[0003] The Agent possesses anti-proliferative activity and is expected to be useful in the treatment of diseases or medical conditions mediated alone or in part by MEK and particularly cancers such as brain, lung, squamous cell, bladder, gastric, pancreatic, breast, head, neck, renal, kidney, ovarian, prostate, colorectal, oesophageal, testicular, gynecological or thyroid cancer or malignant melanoma. The Agent may also be used in the treatment of a non-cancerous hyperproliferative disorder such as benign hyperplasia of the skin (e.g., psoriasis), restenosis, or prostate (e.g., benign prostatic hypertrophy (BPH)) and for the treatment of other MEK mediated diseases, including pancreatitis or kidney disease (including proliferative glomerulonephritis and diabetes-induced renal disease) or the treatment of pain in a mammal. The Agent is also expected to be useful for the prevention of blastocyte implantation in a mammal, or for treating a disease related to vasculogenesis or angiogenesis in a mammal. Such diseases may include tumor angiogenesis, chronic inflammatory disease such as rheumatoid arthritis, atherosclerosis, inflammatory bowel disease, skin diseases such as psoriasis, eczema, and scleroderma, diabetes, diabetic retinopathy, retinopathy of prematurity, age-related macular degeneration, hemangioma, glioma, melanoma, Kaposi's sarcoma and ovarian, breast, lung, pancreatic, prostate, colon and epidermoid cancer.

[0004] The free-base form of the Agent (i.e. 6-(4-bromo-2-chloro-phenylamino)-7-fluoro-3-methyl-3*H*-benzimidazole-5-carboxylic acid (2-hydroxy-ethoxy)-amide) has been classified as a BCS Class 4 compound (according to the Biopharmaceutical Classification System as defined by the Guidance for Industry: Waiver of In Vivo Bioavailability and Bioequivalence studies for immediate release solid oral dosage forms based on a Biopharmaceutics Classification System) which indicates it has a low solubility/dissolution rate and low permeability. Such compounds typically exhibit low and/or variable bioavailability and indeed the bioavailability of the free base form of the Agent from a conventional tablet formulation is relatively poor (~18% in dogs).

[0005] The applicants have previously identified a particular salt form of 6-(4-bromo-2-chloro-phenylamino)-7-fluoro-3-methyl-3*H*-benzimidazole-5-carboxylic acid (2-hydroxy-ethoxy)-amide, which shows unique pharmaceutical properties, making it particularly suitable for use in medicaments. This particular salt form, namely the hydrogen sulphate salt (1:1 drug:H₂SO₄) of 6-(4-bromo-2-chloro-phenylamino)-7-fluoro-3-methyl-3*H*-benzimidazole-5-carboxylic acid (2-hydroxy-ethoxy)-amide (hereinbefore and hereinafter referred to as the "Agent"), has been disclosed in WO 2007/076245. The salt is crystalline and has surprisingly been found to possess improved pharmaceutical properties when compared to the free-base form of the Agent and other salts of 6-(4-bromo-2-chloro-phenylamino)-7-fluoro-3-methyl-3*H*-benzimidazole-5-carboxylic acid (2-hydroxy-ethoxy)-amide. In particular the dissolution rate of this salt as well as its bioavailability was found to be particularly high when compared to the free base form of the Agent and other salts of 6-(4-bromo-2-chloro-phenylamino)-7-fluoro-3-methyl-3*H*-benzimidazole-5-carboxylic acid (2-hydroxy-ethoxy)-amide.

[0006] In order to formulate a pharmaceutically active compound, such as the Agent, into a suitably acceptable dosage form, the active compound should, in addition to possessing acceptable biopharmaceutical properties, such as solubility and dissolution properties, also suitably possess acceptable stability and handling properties. In this respect, a particular problem occurs with the Agent. The free-base form of the Agent is a weakly basic compound and has two basic groups with pK_a's of approximately 2.7 and 8.2. The pK_a value expresses the strength of acids and base, i.e. the tendency for

an acid to lose a proton or a base to accept a proton (Bronsted J.N. *Rec.trav. Chim.* (47), 718, 1923). The Agent (i.e. hydrogen sulphate salt) is particularly liable to dissociate into its free-base form during formulation processing and/or storage. Such conversion is undesirable because the free-base form of the Agent has poorer pharmaceutical properties, particularly in terms of solubility and dissolution rate. Indeed such conversion should be avoided as it would be expected to cause a reduction in bioavailability and/or lead to an increase in inter and intra-patient variability in plasma concentrations, both of which could lead to less than optimal treatment for patients.

[0007] There is, therefore, a need for pharmaceutical compositions containing the Agent (i.e. hydrogen sulphate salt), particularly compositions in which stability of the Agent is maintained during processing and storage to ensure that acceptable absorption and/or bioavailability of the Agent is achieved upon dosing.

[0008] According to a first aspect of the present invention there is provided a pharmaceutical composition comprising the Agent and a carrier matrix, wherein the carrier matrix consists essentially of one or more pharmaceutically acceptable carriers selected from the following:

- (a) d-alpha-tocopheryl polyethylene glycol 1000 succinate;
- (b) polyglycolised glycerides;
- (c) polyethylene glycols (PEGs);

and wherein the Agent is dispersed within the carrier matrix.

[0009] We have surprisingly found that stability of the Agent can be maintained in the compositions of the present invention. Many of the materials that are suitable for forming the carrier matrix are conventionally known in the art as, for example, emulsifiers, solubilizers and absorption enhancers and are used to improve the dissolution kinetics and bioavailability of poorly soluble drugs. However, the applicants have surprisingly found that such excipients can also be used as inert carrier matrices to stabilise the Agent in its hydrogen sulphate form during pharmaceutical processing and long-term storage.

[0010] Accordingly, the compositions of the present invention provide a means of stabilising the Agent in its hydrogen sulphate form during formulation processing and subsequent long-term storage and as a consequence ensure that acceptable absorption and/or bioavailability of the Agent is achieved upon dosing.

[0011] A further advantage of the present invention relates to the manufacturing process used to prepare suitable compositions of the invention. While most conventional formulation processes, such as those used to formulate conventional tablet dosage forms, can involve a large number of time consuming and complex steps, possibly leading to instability of the Agent, by comparison, the compositions of the present invention can be prepared by relatively simple and scalable processes.

The carrier matrix

[0012] The carrier matrix comprises one or more of the pharmaceutically acceptable carriers defined above. The carrier matrix may comprise a single pharmaceutically acceptable carrier selected from the groups defined above, or alternatively, it may comprise a mixture. The pharmaceutically acceptable carrier is selected from any one of the following groups:

- (a) d-alpha-tocopheryl polyethylene glycol 1000 succinate;
- (b) polyglycolised glycerides;
- (c) polyethylene glycols ;

[0013] D-alpha-tocopheryl polyethylene glycol 1000 succinate (otherwise known as Vitamin E TPGS) is a water-soluble derivative of natural source Vitamin E and has a dual nature, similar to an amphiphile, of hydrophilicity and lipophilicity. Vitamin E TPGS is obtained by esterification of crystalline d- α -tocopheryl acid succinate by polyethylene glycol (see U.S. Pharmacopeia 25 - National Formulary 20). Vitamin E TPGS is already known for its use in pharmaceutical applications as an emulsifier, solubilizer and absorption enhancer and WO 96/36316, US 5891845 and WO 00/76482 may be cited as examples. See also "Eastman Vitamin E TPGS" Eastman Brochure, Eastman Chemical Co., Kingsport, Tenn. (November 2002) for further information about the use of Vitamin E TPGS in such applications.

[0014] Polyglycolised glycerides are mixtures of glycerides of fatty acids and esters of polyoxyethylene with fatty acids. In these mixtures, the fatty acids are saturated or unsaturated and the glycerides are mono-, di- or tri-glycerides or mixtures thereof in any proportions. Examples of suitable polyglycolised glycerides include but are not limited to caprylocaproyl macroglycerides (for example Labrasol), oleoyl macroglycerides (for example Labrafil M1944 CS), linoleoyl macroglycerides (for example Labrafil M2125 CS), lauroyl macroglycerides (for example Lauroyl Macrogol-32 Glycerides) and stearyl macroglycerides for example Gelucire 50/13 (see PhEur 6th Edition 2008 for further details of these polyglycolised glycerides). In a particular group of compositions, the polyglycolised glycerides contained

in the carrier matrix have an hydrophilic-to-lipophilic balance value (HLB) of greater than 10. In a further particular group of compositions, the polyglycolised glycerides contained in the carrier matrix are dispersible in water. In a further particular group of compositions, the polyglycolised glycerides are lauroyl macrogolglycerides or stearyl macrogolglycerides. In yet a further particular group of compositions, the polyglycolised glycerides are lauroyl macrogolglycerides. In yet a further particular group of compositions, the polyglycolised glyceride is Lauroyl Macrogol-32 Glycerides or Gelucire 50/13. In yet a further particular group of compositions, the polyglycolised glyceride is Lauroyl Macrogol-32 Glycerides. Lauroyl Macrogol-32 Glycerides (commercially supplied as Gelucire 44/14 or Acconon® C-44, EP) is a saturated polyglycolized glyceride consisting of mono-, di- and triglycerides and of mono- and di-fatty acids of polyethylene glycol (PEG). Lauroyl Macrogol-32 Glycerides is semi-solid/solid at room temperature, having a melting point of 44°C and is obtained from the reaction of hydrogenated palm kernel oil with polyethylene glycol 1500.

[0015] Polyethylene glycols USP (PEG), alternatively known as macrogols (see PhEur 6th Edition 2008) are hydrophilic polymers of oxyethylene. PEGs having an average molecular weight greater than 900 daltons are generally semi-solid or solid at ambient temperature. A suitable average molecular weight range for PEGs in the present invention is 900 to 35,000 daltons. Suitable commercially available products include but are not limited to PEG 900, PEG 1000, PEG 1450, PEG 2000, PEG 6000 and PEG 20000. In a particular group of compositions, the PEG(s) present in the carrier matrix have an average molecular weight range of between 900 and 25,000 daltons. In a further particular group of formulations of this embodiment, this PEG has an average molecular weight of around 6,000 daltons. In yet a further particular group of formulations of this embodiment, the PEG has an average molecular weight of around 20,000 daltons.

[0016] According to one embodiment of the invention, the carrier matrix consists of one or more pharmaceutically acceptable carriers selected from the following:

- (a) d-alpha-tocopheryl polyethylene glycol 1000 succinate;
- (b) polyglycolised glycerides; and
- (c) polyethylene glycols (PEGs);

wherein the Agent is dispersed within the carrier matrix.

[0017] In a further embodiment of the invention, the carrier matrix is Vitamin E TPGS.

[0018] In yet a further embodiment of the invention, the carrier matrix is a polyglycolized glyceride. Conveniently, the polyglycolized glyceride is Lauroyl Macrogol-32 Glycerides or Gelucire 50/13, particularly Lauroyl Macrogol-32 Glycerides.

[0019] In a further embodiment of the invention, the carrier matrix comprises a mixture of Vitamin E TPGS and at least one polyglycolised glyceride. Conveniently the at least one polyglycolised glyceride present in this embodiment is Lauroyl Macrogol-32 Glycerides and suitably the Lauroyl Macrogol-32 Glycerides is present in an amount to make up 1-60% by weight of the carrier matrix component of the composition, and conveniently approximately 30-55%, and yet more conveniently approximately 50% by weight of the carrier matrix component of the composition. Preferably, Lauroyl Macrogol-32 Glycerides is the only polyglycolized glyceride present in this embodiment.

[0020] In a further embodiment of the invention, the carrier matrix comprises a mixture of Vitamin E TPGS and at least one PEG. Conveniently the at least one PEG present in this embodiment has an average molecular weight of between 900 and 25000 daltons and suitably the PEG is present in an amount to make up 1-30% by weight of the carrier matrix component of the composition, and conveniently approximately 5-15%, and yet more conveniently approximately 10% by weight of the carrier matrix component of the composition. Preferably, there is only one PEG present in this embodiment. In a particular group of formulations of this embodiment, this PEG has an average molecular weight of 6000 daltons. In yet a further particular group of formulations of this embodiment, the PEG has an average molecular weight of 20000 daltons. In yet a further particular group of formulations of this embodiment, the PEG has an average molecular weight of 1000 daltons.

[0021] It is to be understood that the term 'approximately' as used hereinabove to refer to the proportion of excipients such as Lauroyl Macrogol-32 Glycerides or PEG in the carrier matrix component of the composition refers to $\pm 2\%$ by weight of the carrier matrix component.

[0022] Suitably the composition contains from 40 to 99% by weight, particularly from approximately 60 to 95% by weight, more particularly from approximately 65 to 95% by weight of the carrier matrix.

[0023] In a particular group of compositions of the present invention, the composition contains from approximately 90-95% by weight of the carrier matrix and more particularly approximately 95% by weight of the carrier matrix.

[0024] In a further particular group of compositions of the present invention, the composition contains from approximately 85-90% by weight of the carrier matrix and more particularly approximately 90% by weight of the carrier matrix.

[0025] In yet a further particular group of compositions of the present invention, the composition contains from approximately 75-85% by weight of the carrier matrix and more particularly approximately 80% by weight of the carrier matrix.

[0026] In yet a further particular group of compositions of the present invention, the composition contains from approximately 65-80% by weight of the carrier matrix and more particularly approximately 70% by weight of the carrier matrix.

[0027] It is to be understood that the term 'approximately' when relating to the proportion of carrier matrix in the composition refers to $\pm 2\%$ by weight of the total composition. So by way of example, if the composition is said to contain approximately 70% by weight of the carrier matrix, this would encompass compositions containing between 68-72% by weight of carrier matrix.

[0028] In yet a further particular group of compositions of the present invention, the composition contains 79-81 %, such as for example 79.83%, by weight of the carrier matrix.

The Agent

[0029] Typically the Agent will be present in an amount within the range of from 1 to 50%, suitably from about 1 to 35% and especially from about 5 to 30% by weight of the composition. In a particular group of compositions, the Agent will be present in an amount of about 5% by weight of the final composition. In a further particular group of compositions, the Agent will be present in an amount of about 10% by weight of the final composition. In yet a further particular group of compositions, the Agent will be present in an amount of about 20% by weight of the final composition. In yet a further particular group of compositions, the Agent will be present in an amount of about 30% by weight of the final composition. In yet a further particular group of compositions, the Agent will be present in an amount of 19-21%, such as for example 20.17%, by weight of the final composition.

[0030] It is to be understood that the term 'about' when relating to the proportion of Agent present in the composition refers to $\pm 2\%$ by weight of the total composition.

[0031] Suitably a unit dose of the composition according to the invention may contain from 0.01 mg to 500mg of Agent. Suitably each therapeutic dose of the composition will contain a sufficient quantity of the Agent to provide a daily dose of the Agent in one or more units. Suitable quantities of the Agent in unit doses in different embodiments include, for example approximately 6.05, 12.1, 18.15, 30.25, 60.5, 72.6, 78.65, 84.7, 90.75, 96.8, 102.85, 108.9, 114.95, 121, 151.25, 181.5, 242, 302.5, 363, 423.5, 484 mg or higher depending upon the dose required and the particular form of the pharmaceutical composition. In a particular embodiment a unit dose of the composition contains from 1 mg to 150mg of Agent and particularly from 50mg to 130mg of Agent, such as for example approximately 72.6, 78.65, 84.7, 90.75, 96.8, 102.85, 108.9, 114.95 or 121 mg of the Agent, and especially 72.6, 78.65, 84.7, 90.75 or 96.8 mg of the Agent. The term 'approximately' as used directly hereinabove is defined as $\pm 2\text{mg}$ of the weight quantity specified. In a particular embodiment a unit dose of the composition contains 90.75 or 60.5 mg of the Agent. In a particular embodiment a unit dose of the composition contains 90.75 mg of the Agent. In a particular embodiment a unit dose of the composition contains 60.5 mg of the Agent.

[0032] The Agent may be used in various forms, all of which are included within the scope of the invention. These include amorphous or crystalline forms, and anhydrous forms as well as solvates or hydrates. In a particular group of formulations, the Agent is crystalline and is in the anhydrous form.

[0033] We have found that the Agent can be stabilised in a suitable carrier matrix of the present invention. As used herein, the term "stabilised" means that the active ingredient (6-(4-bromo-2-chloro-phenylamino)-7-fluoro-3-methyl-3H-benzimidazole-5-carboxylic acid (2-hydroxy-ethoxy)-amide) present in the composition following processing and/or storage is substantially present as the hydrogen sulphate salt, i.e. as the Agent as opposed to the free base form of the Agent. The skilled person would readily appreciate that an indication of the amount of the free base form of the Agent and the amount of the Agent (i.e. hydrogen sulphate form) in a composition can be obtained using techniques such as for example XRPD and ^{19}F Solid State NMR Spectroscopy and can also be monitored by dissolution testing.

[0034] As used herein, the term "dispersed" describes a two-phase system where one phase consists of the Agent distributed in a second phase which comprises a carrier matrix, the Agent being the dispersed phase and the carrier matrix comprising phase being the continuous phase. In a particular group of formulations, the Agent forming the "dispersed phase" is in the form of finely divided particles that are distributed throughout the "second phase" comprising the carrier matrix. In a particular group of formulations, greater than 60% by weight of the total amount of the Agent present in the composition is dispersed. In yet a particular group of formulations, greater than 90% and preferably greater than 95% by weight of the total amount of the Agent present in the composition is dispersed. The skilled person would appreciate that an indication of the proportion of drug present in the form of a solid dispersion can be ascertained by the use of techniques such as differential Scanning Calorimetry (DSC), Thermal Gravimetric Analysis (TGA), Differential Scanning Microcalorimetry and ^{19}F Solid State NMR Spectroscopy. The skilled person would also appreciate that the crystallinity of the drug in the formulation can be determined using techniques such as, for example, by X-ray diffraction.

[0035] In a particular group of compositions of the present invention, the particle size of the dispersed Agent may vary from about 1 to 20 micron. Preferably the dispersed Agent has a particle size distribution such that 90% of the particles have a diameter of less than 15 microns.

[0036] In one embodiment of the invention, the Agent is dispersed within the carrier matrix and no additional solvents or additives are present. Compositions of this embodiment can be prepared with a particularly high loading of the Agent and this is advantageous because additional components often introduce drawbacks, such as a potentially increased

toxicity risk and an increased size of the dosage form, both of which can contribute to poor patient compliance and acceptability of the treatment.

[0037] According to a further aspect of the present invention there is provided a pharmaceutical composition comprising:

- (i) the Agent; and
- (ii) a carrier matrix;

wherein the carrier matrix has any of the meanings defined hereinbefore;

and wherein the Agent is dispersed within the carrier matrix and the composition is semi-solid or solid at ambient temperature.

[0038] As used herein, the term "semi-solid" describes a component or composition, which has a rigidity and viscosity intermediate between a solid and a liquid. A semi-solid does not flow as a powder and is not liquid at ambient temperature (i.e. it has a melting point above ambient temperature). As used herein, the term "solidify" means to form a solid or semi-solid. Ambient temperature is to be understood as meaning a temperature in the range of 18 to 23°C.

[0039] According to a further aspect of the present invention there is provided a pharmaceutical composition comprising:

- (i) the Agent; and
- (ii) a carrier matrix consisting essentially of Vitamin E TPGS;

wherein the Agent is dispersed within the Vitamin E TPGS and the composition is semi-solid or solid at ambient temperature. According to a further aspect of the present invention there is provided a pharmaceutical composition comprising:

- (i) the Agent; and
- (ii) a carrier matrix consisting essentially of a polyglycolized glyceride;

wherein the Agent is dispersed within the polyglycolized glyceride and the composition is semi-solid or solid at ambient temperature.

[0040] According to a further aspect of the present invention there is provided a pharmaceutical composition comprising:

- (i) the Agent; and
- (ii) a carrier matrix consisting essentially of Vitamin E TPGS and Lauroyl Macrogol-32 Glycerides;

wherein the Agent is dispersed within the carrier matrix and the composition is semi-solid or solid at ambient temperature.

[0041] According to a further aspect of the present invention there is provided a pharmaceutical composition comprising:

- (i) the Agent; and
- (ii) a carrier matrix consisting essentially of Vitamin E TPGS and PEG;

wherein the Agent is dispersed within the carrier matrix and the composition is semi-solid or solid at ambient temperature. In a particular embodiment there is provided a pharmaceutical composition comprising:

- (i) from 15 to 30 (particularly from 15 to 25) parts of the Agent; and
- (ii) from 70 to 85 (particularly from 75 to 85) parts of a carrier matrix;

wherein both parts are by weight and the sum of the parts (i)+(ii) = 100, the carrier matrix has any of the meanings defined hereinbefore and the Agent is dispersed within the carrier matrix and the composition is semi-solid or solid at ambient temperature.

In a particular embodiment there is provided a pharmaceutical composition comprising:

- (i) from 15 to 25 (particularly from 18 to 22) parts of the Agent; and
- (ii) from 75 to 85 (particularly from 78 to 82) parts of a carrier matrix;

wherein both parts are by weight and the sum of the parts (i)+(ii) = 100, the carrier matrix has any of the meanings defined hereinbefore and the Agent is dispersed within the carrier matrix and the composition is semi-solid or solid at ambient temperature.

In a particular embodiment there is provided a pharmaceutical composition comprising:

- (i) from 25 to 40 (particularly from 25 to 35) parts of the Agent; and
- (ii) from 60 to 75 (particularly from 65 to 75) parts of a carrier matrix;

wherein both parts are by weight and the sum of the parts (i)+(ii) =100, the carrier matrix has any of the meanings defined hereinbefore and the Agent is dispersed within the carrier matrix and the composition is semi-solid or solid at ambient temperature.

In a particular embodiment there is provided a pharmaceutical composition comprising:

- (i) from 25 to 35 (particularly from 28 to 32) parts of the Agent; and
- (ii) from 65 to 75 (particularly from 68 to 72) parts of a carrier matrix;

wherein both parts are by weight and the sum of the parts (i)+(ii) =100, the carrier matrix has any of the meanings defined hereinbefore and the Agent is dispersed within the carrier matrix and the composition is semi-solid or solid at ambient temperature.

In a particular embodiment there is provided a pharmaceutical composition comprising:

- (i) from 15 to 25 (particularly from 18 to 22) parts of the Agent; and
- (ii) from 75 to 85 (particularly from 78 to 82) parts of Vitamin E TPGS;

wherein both parts are by weight and the sum of the parts (i)+(ii) =100; and wherein the Agent is dispersed within the Vitamin E TPGS and the composition is semi-solid or solid at ambient temperature.

In a particular embodiment there is provided a pharmaceutical composition comprising:

- (i) from 25 to 35 (particularly from 28 to 32) parts of the Agent; and
- (ii) from 65 to 75 (particularly from 68 to 72) parts of Vitamin E TPGS;

wherein both parts are by weight and the sum of the parts (i)+(ii) =100; and wherein the Agent is dispersed within the Vitamin E TPGS and the composition is semi-solid or solid at ambient temperature.

[0042] In a particular embodiment there is provided a pharmaceutical composition comprising:

- (i) 19-21, such as for example 20.17, parts of the Agent; and
- (ii) 79-81, such as for example 79.83, parts of Vitamin ETPGS;

wherein both parts are by weight and the sum of the parts (i)+(ii) =100; and wherein the Agent is dispersed within the Vitamin E TPGS and the composition is semi-solid or solid at ambient temperature.

[0043] In a particular embodiment there is provided a pharmaceutical composition comprising:

- (i) from 25 to 35 (particularly from 28 to 32) parts of the Agent; and
- (ii) from 65 to 75 (particularly from 68 to 72) parts of a carrier matrix comprised of a mixture of Vitamin E TPGS and at least one polyglycolized glyceride;

wherein both parts are by weight and the sum of the parts (i)+(ii) =100; and wherein the Agent is dispersed within the Vitamin E TPGS and at least one polyglycolized glyceride and the composition is semi-solid or solid at ambient temperature.

The formulation

[0044] Optionally, additional excipients may be included in the composition according to the present invention providing that inclusion of such excipients does not unacceptably impact the stability of the salt-form of the Agent within the composition. Accordingly, one skilled in the art would appreciate that in certain embodiments of the invention, the Agent present in a composition of the invention could be dispersed in a mixture made up of the carrier matrix and additional excipients, such as is described in some of the particular Examples that follow hereinafter. Additional excipients, which may be present include for example preservatives, stabilisers, emulsifiers, anti-oxidants, sweeteners, flavouring agents, pH adjusting agents, dispersion aids (for example surfactants, such as for example ethoxylated castor oil (Cremophor EL), ethoxylated hydrogenated castor oil (Cremophor RH40) or polysorbate 80) and viscosity modifiers. Such additional

excipients are well known to those skilled in the art and are described in, for example the Handbook of Pharmaceutical Excipients, 4th Edition, American Pharmaceutical Association; The Theory and Practice of Industrial Pharmacy, 3rd Edition, Lachman et al. 1986; Pharmaceutical Dosage Forms: Tablets Volume 1, 2nd Edition, Lieberman, Hebert A., et al, 1989; Modern Pharmaceutics, Banker, Gilbert and Rhodes, Christopher T, 3rd edition, 1995; and Remington's Pharmaceutical Sciences, 20th Edition, 2000.

[0045] Suitably the composition according to the present invention is in a form adapted for oral administration, for example a capsule formulation or a liquid dispersion suitable for oral administration. Suitable capsule formulations are well known and include for example solid, liquid or semi-solid compositions contained within soft or hard gelatin capsules; water-soluble cellulose ether (for example hypromellose) or starch capsules.

[0046] Accordingly, a further aspect of the invention is a pharmaceutical composition adapted for oral administration comprising the Agent and a carrier matrix, wherein the carrier matrix has any of the meanings defined hereinbefore; and wherein the Agent is dispersed within the carrier matrix.

[0047] A yet further aspect of the invention is a pharmaceutical capsule composition comprising the Agent and a carrier matrix, wherein the carrier matrix has any of the meanings defined hereinbefore; and wherein the Agent is dispersed within the carrier matrix.

[0048] The compositions according to the present invention may be prepared using conventional methods well known in the pharmaceutical art. For example in one particular embodiment, the component(s) of the carrier matrix are heated until molten and the Agent, which may have been size reduced for example by milling or micronization, is gradually incorporated to the molten mixture with constant agitation/stirring to ensure homogenous distribution. The molten mixture can then be filled into hard or soft capsules and allowed to cool and form a viscous liquid, solid or semi-solid mass within the capsule. The body and cap of the capsule can be sealed by conventional methods known in the art, such as for example banding.

[0049] Alternatively, compositions of the invention may be prepared by other conventional methods such as for example, melt extrusion or melt granulation (see A. Royce, J, Drug Dev. Ind. Pharm. 22 (1996) 917-924, G. Verreck, Bull. tech. Gattefossé (2004) 85-95 and J. Breitenbach, Eur. J. Pharm. Biopharm. 54 (2002) 107-117 for details of suitable manufacturing methods).

[0050] The Agent possesses anti-proliferative activity and accordingly the compositions according to the present invention are useful in the treatment of conditions such as those described in International Patent Application WO 2007/076245, which discloses the Agent (i.e. hydrogen sulphate salt) and also in WO 03/077914, in which the free base form of the Agent is exemplified. For example, the composition of the invention is useful for the treatment of many common human cancers such as malignant melanoma, brain, lung, squamous cell, bladder, gastric, pancreatic, breast, head, neck, renal, kidney, ovarian, prostate, colorectal, esophageal, testicular, gynecological or thyroid cancer. It is further expected that the compositions of the invention will be useful for the treatment of other diseases involving excessive cellular proliferation such as benign skin hyperplasia, for example psoriasis, restenosis or benign prostatic hypertrophy (BPH). Other examples of MEK mediated diseases, which may also be treated using the Agent include pancreatitis or kidney disease (including proliferative glomerulonephritis and diabetes-induced renal disease) or the treatment of pain in a mammal. Furthermore, the Agent may also be used for the prevention of blastocytic implantation in a mammal, or for treating a disease related to vasculogenesis or angiogenesis in a mammal. Such diseases may include tumor angiogenesis, chronic inflammatory disease such as rheumatoid arthritis, atherosclerosis, inflammatory bowel disease, skin diseases such as psoriasis, excema, and scleroderma, diabetes, diabetic retinopathy, retinopathy of prematurity, age-related macular degeneration, hemangioma, glioma, melanoma, Kaposi's sarcoma and ovarian, breast, lung, pancreatic, prostate, colon and epidermoid cancer.

[0051] A further aspect of the present invention provides a pharmaceutical composition according to the invention as hereinbefore defined for use as a medicament.

[0052] The Agent present in the compositions of the invention possesses anti-proliferative properties such as anti-cancer properties, which are believed to arise from its MEK inhibitory activity. Accordingly the composition of the invention is expected to be useful in the treatment of diseases or medical conditions mediated alone or in part by MEK, i.e. the composition of the invention may be used to produce a MEK inhibitory effect in a warm-blooded animal in need of such treatment. Thus the composition of the invention provides a method for treating the proliferation of malignant cells characterised by inhibition of MEK, i.e. the composition of the invention may be used to produce an anti-proliferative effect mediated alone or in part by the inhibition of MEK. Accordingly the composition of the invention is expected to be useful in the treatment of cancer by providing an anti-proliferative effect, particularly in the treatment of MEK sensitive cancers such as the cancers hereinbefore described.

[0053] In an embodiment of the invention there is provided, a pharmaceutical composition according to the invention as hereinbefore defined for use in producing an anti-proliferative effect in a warm-blooded animal (preferably a human). In another embodiment there is provided a pharmaceutical composition according to the invention as hereinbefore defined for use in the treatment of a cancer. In a still further embodiment there is provided a pharmaceutical composition according to the invention for use in the prevention or treatment of tumours, which are sensitive to the inhibition of MEK.

[0054] A further aspect of the present invention provides the use of a composition according to the invention as hereinbefore defined in the manufacture of a medicament for use in producing an anti-proliferative effect in a warm-blooded animal (preferably a human).

[0055] A further aspect of the present invention provides the use of a composition according to the invention as hereinbefore defined in the manufacture of a medicament for use in the treatment of a cancer.

[0056] A further aspect of the present invention provides a method for preventing an unacceptable reduction in bioavailability of the Agent in a patient in need of the Agent comprising orally administering to said patient a pharmaceutical composition according to the present invention as hereinbefore defined.

[0057] A further aspect of the present invention provides the use of a pharmaceutical composition according to the present invention as hereinbefore defined in the manufacture of a medicament for preventing an unacceptable reduction in bioavailability of the Agent.

[0058] Pharmaceutical compositions of the present invention may be administered alone as a sole therapy or can be administered in addition with one or more other substances and/or treatments. Such conjoint treatment may be achieved by way of the simultaneous, sequential or separate administration of the individual components of the treatment. In the field of medical oncology it is normal practice to use a combination of different forms of treatment to treat each patient with cancer. In medical oncology the other component(s) of such conjoint treatment in addition to compositions of the present invention may be: surgery, radiotherapy or chemotherapy. Such chemotherapy may cover categories of therapeutic agent such as:

(i) other antiangiogenic agents such as those which inhibit the effects of vascular endothelial growth factor, (for example the anti-vascular endothelial cell growth factor antibody bevacizumab [Avastin™], and those that work by different mechanisms from those defined hereinbefore (for example linomide, inhibitors of integrin $\alpha\beta 3$ function, angiostatin, razoxin, thalidomide, MMP-2 (matrix-metalloproteinase 2) inhibitors, MMP-9 (matrix-metalloproteinase 9) inhibitors, and COX-II (cyclooxygenase II) inhibitors), and including vascular targeting agents (for example combretastatin phosphate and compounds disclosed in International Patent Applications WO 00/40529, WO 00/41669, WO 01/92224, WO 02/04434 and WO 02/08213 and the vascular damaging agents described in International Patent Application Publication No. WO 99/02166 the entire disclosure of which document is incorporated herein by reference, (for example N-acetylcolchicol-O-phosphate));

(ii) cytostatic agents such as antioestrogens (for example tamoxifen, toremifene, raloxifene, droloxifene, idoxifene), oestrogen receptor down regulators (for example fulvestrant), progestogens (for example megestrol acetate), aromatase inhibitors (for example anastrozole, letrozole, vorazole, exemestane), antiprogestogens, antiandrogens (for example flutamide, nilutamide, bicalutamide, cyproterone acetate), LHRH agonists and antagonists (for example goserelin acetate, luproline, buserelin), inhibitors of 5α -reductase (for example finasteride), anti-invasion agents (for example metalloproteinase inhibitors like marimastat and inhibitors of urokinase plasminogen activator receptor function) and inhibitors of growth factor function, (such growth factors include for example platelet derived growth factor and hepatocyte growth factor), such inhibitors include growth factor antibodies, growth factor receptor antibodies, (for example the anti-erbB2 antibody trastuzumab [Herceptin™] and the anti-erbB1 antibody cetuximab [C225]), farnesyl transferase inhibitors, tyrosine kinase inhibitors for example inhibitors of the epidermal growth factor family (for example EGFR family tyrosine kinase inhibitors such as N-(3-chloro-4-fluorophenyl)-7-methoxy-6-(3-morpholinopropoxy)quinazolin-4-amine (gefitinib), N-(3-ethynylphenyl)-6,7-bis(2-methoxyethoxy)quinazolin-4-amine (erlotinib, OSI-774) and 6-acrylamido-N-(3-chloro-4-fluorophenyl)-7-(3-morpholinopropoxy)quinazolin-4-amine (CI 1033)) and serine/threonine kinase inhibitors); and

(iii) antiproliferative/antineoplastic drugs and combinations thereof, as used in medical oncology, such as antimetabolites (for example antifolates like methotrexate, fluoropyrimidines like 5-fluorouracil, tegafur, purine and adenosine analogues, cytosine arabinoside); antitumour antibiotics (for example anthracyclines like adriamycin, bleomycin, doxorubicin, daunomycin, epirubicin and idarubicin, mitomycin-C, dactinomycin, mithramycin); platinum derivatives (for example cisplatin, carboplatin); alkylating agents (for example nitrogen mustard, melphalan, chlorambucil, busulphan, cyclophosphamide, ifosfamide, nitrosoureas, thiotepa); antimetotic agents (for example vinca alkaloids like vincristine, vinblastine, vindesine, vinorelbine, and taxoids like taxol, taxotere); topoisomerase inhibitors (for example epipodophyllotoxins like etoposide and teniposide, amsacrine, topotecan, camptothecin and also irinotecan); also enzymes (for example asparaginase); and thymidylate synthase inhibitors (for example raltitrexed); and additional types of chemotherapeutic agent include:

(iv) biological response modifiers (for example interferon);

(v) antibodies (for example edrecolomab);

(vi) antisense therapies, for example those which are directed to the targets listed above, such as ISIS 2503, an anti-ras antisense;

(vii) gene therapy approaches, including for example approaches to replace aberrant genes such as aberrant p53 or aberrant BRCA1 or BRCA2, GDEPT (gene-directed enzyme pro-drug therapy) approaches such as those using

cytosine deaminase, thymidine kinase or a bacterial nitroreductase enzyme and approaches to increase patient tolerance to chemotherapy or radiotherapy such as multi-drug resistance gene therapy; and

(viii) immunotherapy approaches, including for example *ex-vivo* and *in vivo* approaches to increase the immunogenicity of patient tumour cells, such as transfection with cytokines such as interleukin 2, interleukin 4 or granulocyte-macrophage colony stimulating factor, approaches to decrease T-cell anergy, approaches using transfected immune cells such as cytokine-transfected dendritic cells, approaches using cytokine-transfected tumour cell lines and approaches using anti-idiotypic antibodies.

(ix) mitotic inhibitors, for example vinblastine;

(x) alkylating agents, for example cis-platin, carboplatin and cyclophosphamide;

(xi) anti-metabolites, for example 5-fluorouracil, cytosine arabinoside and hydroxyurea, or, for example, one of the preferred anti-metabolites disclosed in European Patent EP 0239362 B1 (issued April 12, 1991) such as N-(5-[N-(3,4-dihydro-2-methyl-4-oxoquinazolin-6-ylmethyl)-N-methylamino-2-thenoyl]-L-glutamic acid;

(xii) growth factor inhibitors; cell cycle inhibitors; intercalating antibiotics, for example adriamycin and bleomycin; enzymes, for example, interferon; and anti-hormones, for example anti-estrogens such as Nolvadex™ (tamoxifen) or, for example anti-androgens such as Casodex™ (4'-cyano-3-(4-fluorophenylsulphonyl)-2-hydroxy-2-methyl-3'-(trifluoromethyl)propionanilide).

[0059] In particular, pharmaceutical compositions of the invention are used in conjunction with an effective amount of one or more substances selected from anti-angiogenesis agents, signal transduction inhibitors, and antiproliferative agents.

[0060] In a particular embodiment, anti-angiogenesis agents, such as MMP-2 (matrix-metalloproteinase 2) inhibitors, MMP-9 (matrix-metalloproteinase 9) inhibitors, and COX-II (cyclooxygenase II) inhibitors, can be used in conjunction with a pharmaceutical composition of the present invention. Examples of useful COX-II inhibitors include CELEBREX™ (celecoxib), valdecoxib, and rofecoxib. Examples of useful matrix metalloproteinase inhibitors are described in WO 96/33172 (published October 24, 1996), WO 96/27583 (published March 7, 1996), European Patent Publication EP 0818442A2 (published January 14, 1998), European Patent EP 1004578 B1 (issued February 25, 2004), WO 98/07697 (published February 26, 1998), WO 98/03516 (published January 29, 1998), WO 98/34918 (published August 13, 1998), WO 98/34915 (published August 13, 1998), WO 98/33768 (published August 6, 1998), WO 98/30566 (published July 16, 1998), European Patent Publication 606,046 (published July 13, 1994), European Patent Publication 931,788 (published July 28, 1999), WO 90/05719 (published May 31, 1990), WO 99/52910 (published October 21, 1999), WO 99/52889 (published October 21, 1999), WO 99/29667 (published June 17, 1999), PCT International Application No. WO 99/07675 (published February 18, 1999), European Patent EP 0952148 B1 (issued May 12, 2004), Great Britain Patent Application No. 9912961.1 (filed June 3, 1999), United States Provisional Application No. 60/148,464 (filed August 12, 1999), United States Patent 5,863,949 (issued January 26, 1999), United States Patent 5,861,510 (issued January 19, 1999), and European Patent Publication 780,386 (published June 25, 1997.), all of which are incorporated herein in their entireties by reference. Preferred MMP-2 and MMP-9 inhibitors are those that have little or no activity inhibiting MMP-1. More preferred, are those that selectively inhibit MMP-2 and/or MMP-9 relative to the other matrix-metalloproteinases (i.e., MMP-1, MMP-3, MMP-4, MMP-5, MMP-6, MMP-7, MMP-8, MMP-10, MMP-11, MMP-12, and MMP-13).

[0061] Some specific examples of MMP inhibitors useful in the present invention are AG-3340, RO 32-3555, and RS 13-0830.

[0062] The dose of Agent required in the composition of the invention for the therapeutic or prophylactic treatment of a particular disease or medical condition (for example a proliferative disease) will necessarily be varied depending on for example, the host treated and the severity of the illness being treated. The amount of the active compound administered will be dependent on the subject being treated, the severity of the disorder or condition, the rate of administration, the disposition of the compound and the discretion of the prescribing physician. However, an effective dosage is in the range of about 0.01 to about 100 mg per kg body weight per day, preferably about 1 to about 35 mg/kg/day, in single or divided doses. For a 70 kg human, this would amount to about 0.7 to 7000 mg/day, preferably about 70 to about 2500 mg/day. In some instances, dosage levels below the lower limit of the aforesaid range may be more than adequate, while in other cases still larger doses may be employed without causing any harmful side effect, provided that such larger doses are first divided into several small doses for administration throughout the day. A unit dose of the composition will usually contain, for example 1-500 mg of active ingredient, and preferably 5-150 mg of active ingredient. Preferably a daily dose in the range of 0.03-6 mg/kg is envisaged.

[0063] The invention is illustrated below by the following non-limiting examples, wherein unless stated otherwise, the "Agent" is a hydrogen sulphate salt of 6-(4-bromo-2-chloro-phenylamino)-7-fluoro-3-methyl-3H-benzimidazole-5-carboxylic acid (2-hydroxy-ethoxy)-amide.

Brief Description of Figures**[0064]**

Figure 1 shows X-ray powder diffraction data for compositions containing varying amounts of the free-base form of the Agent and the Agent (i.e. hydrogen sulphate salt), where the x-axis shows 2-Theta values and the y-axis shows Lin (Counts). The data provides an indication of the level of detection of free-base form of the Agent in a composition using X-ray powder diffraction.

Figure 2 shows X-ray powder diffraction patterns for compositions of the present invention following manufacture, where the x-axis shows 2-Theta values and the y-axis shows Lin (Counts). The data demonstrates that only the Agent (i.e. hydrogen sulphate form) is detectable in the compositions.

Figure 3 shows ^{19}F SS-NMR spectra used to determine the approximate limit of detection of free-base form of the Agent in a Vitamin E TPGS composition using ^{19}F SS-NMR.

Figure 4 shows ^{19}F SS-NMR spectra of the composition of Example 1.2. The spectra demonstrates the absence of a detectable level of free-base form of the Agent in the composition.

Figure 5 shows ^{19}F SS-NMR spectra of the composition of Example 1.3. The spectra demonstrates the absence of a detectable level of free-base form of the Agent in the composition.

Example 1: Preparation of compositions of the present invention

[0065] The compositions shown in Table 1 were prepared by heating the carrier matrix to a temperature of between 60 to 70°C with the aid of an oven. The temperature was held for approximately 2 hours to ensure that all the material is fully molten. The Agent was then gradually added and mechanically stirred into the carrier matrix using a magnetic stir bar or high-shear homogeniser. The system was maintained at a sufficiently high temperature to keep the mixture in a molten state during the stirring, which was continued until a visibly homogenous mixture was obtained. Stirring times varied depending on the particular composition but generally were in the range of 3 to 35 minutes. The resultant mixture was then filled into HPMC capsules and allowed to cool to ambient temperature. Capsules were sealed and generally stored under refrigerated conditions until use.

Table 1

Example	Agent (mg per capsule)	Carrier Matrix (mg per capsule)
1.1	12.10 mg	Vitamin E TPGS 107.90 mg
1.2	30.25 mg	Vitamin E TPGS 119.75 mg
1.3	6.05 mg	Vitamin E TPGS 113.95 mg
1.4	60.36 mg	Vitamin E TPGS (71.06 mg) Gelucire 44/14 (71.49 mg)
1.5	30.25 mg	Vitamin E TPGS (107.78 mg) PEG 20000 (11.98 mg)
1.6	30.25 mg	Vitamin E TPGS (107.78 mg) PEG 6000 (11.98 mg)
1.7	30.25 mg	Gelucire 44/14 119.75 mg

Example 2: Stability of compositions of the present invention by X-ray powder diffraction (XRPD)

[0066] An indication of the stability of the Agent (i.e. hydrogen sulphate salt) in a formulation can be provided by XRPD. This technique is capable of simultaneously detecting the crystalline free-base form of the Agent and the crystalline hydrogen sulphate salt form of the Agent within the composition. Samples of the compositions were mounted on silicon wafer mounts and analysed using the Siemen's D5000 X-ray diffractometer. The samples were exposed for 4 seconds per 0.02° θ over the range 2° to 40° 2θ in continuous scan, theta-theta mode.

[0067] The approximate limit of detection of the crystalline free-base form of the Agent within a composition of the invention was determined by preparing formulations with varying relative amounts of the crystalline free-base form of the Agent to the crystalline Agent (i.e. hydrogen sulphate salt-form) and these compositions were analysed by XRPD. Figure 1 shows that the free-base form of the Agent was detectable to a level of 2.5%w/w free-base in a Vitamin E TPGS based composition which also nominally contained 21.2 %w/w of the Agent.

[0068] XRPD patterns were obtained for each of the compositions described in Examples 1.1, 1.2 and 1.3 immediately after their manufacture. These patterns (shown in Figure 2) demonstrate only the presence of the Agent (i.e. hydrogen sulphate form).

Example 3: Stability of compositions of the present invention by Solid State NMR Spectroscopy

[0069] An indication of the stability of the Agent in compositions of the invention can be provided by using ^{19}F Solid State NMR Spectroscopy (^{19}F SS-NMR). This technique is capable of detecting both the crystalline free-base form of the Agent and the crystalline Agent (i.e. hydrogen sulphate salt form) within the composition. The free-base form of the Agent and the Agent (i.e. hydrogen sulphate salt) give distinct and characteristic fluorine peaks in the spectrum. These peaks can be integrated in the normal manner for NMR signals and the ratio of the peaks is proportional to the ratio of the two solid state forms present, i.e. the free-base form of the Agent and the Agent (i.e. hydrogen sulphate form). Analysis of compositions was carried out by placing sample material in a 4 mm MAS (Magic Angle Spinning) rotor. ^{19}F NMR [376 MHz] spectra with ^1H composite pulse decoupling [TPPM 15] was recorded on the Avance 400 spectrometer using the 4mm HFX (Bruker Biospin) probe. All samples were spun at 12 kHz using the pulse program "aringdec" (anti-ringing with decoupling). It should be noted that the frictional forces associated with the technique of magic angle spinning could result in sample heating, up to approximately 10°C - 20°C above ambient temperature.

[0070] The approximate limit of detection of the crystalline free-base form of the Agent within a composition of the invention was determined by preparing formulations with varying relative amounts of the crystalline free-base form of the Agent and the crystalline Agent (i.e. hydrogen sulphate salt-form). These formulations were then analysed by ^{19}F SS-NMR. The NMR spectra depicted in Figure 3 show that the free-base form of the Agent was detectable to a level of 1%w/w free-base in a Vitamin E TPGS based composition that also contained 28.9%w/w of the Agent (i.e. hydrogen sulphate salt).

[0071] Formulations described in Examples 1.2 and 1.3 were tested by ^{19}F SS-NMR post manufacture and no evidence of the presence of free-base form of the Agent was found, see Figure 4 and Figure 5. Some sample heating was observed with the analysis of these samples, which may have led to the appearance of an isotropic peak at -129.5ppm. Without wishing to be bound by any particular theory, the peak may be attributed to the presence of 6-(4-bromo-2-chloro-phenylamino)-7-fluoro-3-methyl-3H-benzimidazole-5-carboxylic acid (2-hydroxy-ethoxy)-amide dissolved in Vitamin E TPGS, which has become molten upon sample heating.

Example 4. Stability of compositions on storage

[0072] Stability studies on the compositions described in Examples 1.2 and 1.3 for up to 12 months have shown that they are stable at elevated temperatures and high humidities whilst being enclosed in white high-density polyethylene (HDPE) bottles (induction sealed and containing desiccant). No significant changes in the stability data for the compositions of Example 1.2 and 1.3 were observed after 12 months storage in the HDPE bottles at $25^\circ\text{C}/60\%$ Relative Humidity (RH) and $30^\circ\text{C}/65\%$ RH, see data in Table 1 and Table 2.

Table 1 Composition from Example 1.3 stored in induction sealed HDPE bottles containing desiccant at $25^\circ\text{C}/60\%$ RH and $30^\circ\text{C}/65\%$ RH

Test	Initial	12 months $25^\circ\text{C}/60\%$ RH	12 months $30^\circ\text{C}/65\%$ RH
Description	Plain, white, banded capsules	No change	No change
Drug Content ^a	4.9	4.8	4.8
Total organic impurities ^b by HPLC (% area)	0.64 (4)	0.68 (4)	0.67 (5)
Dissolution	Complies with USP	Complies with USP	Complies with USP
Mean at 45 minutes (%)	107	96	99
RSD at 45 minutes (%)	3.6	4.0	2.4
Water content (% w/w)	1.2	0.4	0.4

(continued)

Test	Initial	12 months 25°C/60% RH	12 months 30°C/65% RH
Polymorphic identity by XRPD	No free-base form of the Agent detected	No free-base form of the Agent detected	No free-base form of the Agent detected

^a Expressed as mg Free Base equivalent. Analysed using gradient reversed phase liquid chromatography with UV detection, using YMC-Pack ODS-AQ, 3 μ m, 150 x 4.6 mm (id) column, Sample diluent 10% TH, 90% Methanol. Mobile Phase A: 0.01% HFBA / 1% IPA / Water (v/v/v), Mobile Phase B: 0.01% HFBA / 1% IPA / ACN (v/v/v). Gradient: 0 mins = 30%B, 7.5min = 30%B, 10.5min = 36%B, 16.5min = 36%B, 30.5min = 90%B, 33min = 90%B, 34min = 30%B, 40min = 30%B. HPLC parameters: Flow rate = 1.2ml/min, Column temperature = 40°C, Wavelength = 258nm, Injection volume = 10 μ l.

^b Total organic impurities includes organic impurities at ≥ 0.05 . The numbers in parentheses refer to the number of organic impurities detected at $\geq 0.05\%$.

Table 2 Composition from Example 1.2 stored in induction sealed HDPE bottles containing desiccant at 25°C/60% RH and 30°C/65% RH

Test	Initial	12 months 25°C/60% RH	12 months 30°C/65% RH
Description	Plain, white, banded capsules	No change	No change
Drug content ^a	24.7	24.5	24.6
Total organic impurities ^b by HPLC (% area)	0.66 (4)	0.74 (6)	0.72 (6)
Dissolution	Complies with USP	Complies with USP	Complies with USP
Mean at 45 minutes (%)	103	97	98
RSD at 45 minutes (%)	2.1	3.6	4.9
Water content (% w/w)	1.0	0.3	0.3
Polymorphic identity by XRPD	No free-base form of the Agent detected	No free-base form of the Agent detected	No free-base form of the Agent detected

^a Expressed as mg Free Base equivalent. Analysed using gradient reversed phase liquid chromatography with UV detection, using YMC-Pack ODS-AQ, 3 μ m, 150 x 4.6 mm (id) column, Sample diluent 10% TH, 90% Methanol. Mobile Phase A: 0.01% HFBA / 1% IPA / Water (v/v/v), Mobile Phase B: 0.01% HFBA / 1% IPA / ACN (v/v/v). Gradient: 0 mins = 30%B, 7.5min = 30%B, 10.5min = 36%B, 16.5min = 36%B, 30.5min = 90%B, 33min = 90%B, 34min = 30%B, 40min = 30%B. HPLC parameters: Flow rate = 1.2ml/min, Column temperature = 40°C, Wavelength = 258nm, Injection volume = 10 μ l.

^b Total organic impurities includes organic impurities at ≥ 0.05 . The numbers in parentheses refer to the number of organic impurities detected at $\geq 0.05\%$.

Example 5. Dissolution of compositions of the present invention

[0073] An in-vitro dissolution method was developed to test the performance of formulations contained within HPMC capsules. Dissolution in duplicate or triplicate was carried out on the formulations listed below in Table 3.

[0074] Dissolution of capsules is performed according to the general procedure of the United States Pharmacopoeia Apparatus II (paddle). Samples of the dissolution medium are withdrawn at various time points after capsule addition and the 6-(4-bromo-2-chloro-phenylamino)-7-fluoro-3-methyl-3H-benzimidazole-5-carboxylic acid (2-hydroxy-ethoxy)-amide concentration is quantified by comparison of its HPLC response peak area to that of a standard solution prepared at a level equivalent to 100% release of the compound. The method uses clear glass peak vessel dissolution pots, and Spiral Stainless Steel Capsule Sinkers are used to hold the capsules. 900ml pH2.0 735 mOsmol/L phosphate buffer solution is used at 27°C and a paddle speed of 100rpm is used.

Table 3 Dissolution results

Formulation of	Dissolution at 50 minutes (%)	Formulation of	Dissolution at 50 minutes (%)
Example 1.1	100	Comparator 1 (2%w/w Free Base, 21.9% w/w Agent (i.e. hydrogen sulphate salt))	73 (45 min)
Example 1.2	99	Comparator 2 (5%w/w Free Base, 18.2%w/w Agent (i.e. hydrogen sulphate salt))	56 (40 min)
Example 1.3 (batch 1)	99	Comparator 3 (20%w/w Free Base)	41
Example 1.3 (batch 2)	95		
Example 1.5	96		
Example 1.6	101		
Example 1.7	95		

[0075] In addition to the compositions described in Examples 1.1-1.3 and 1.5-1.7, some further comparator formulations were manufactured using mixtures of crystalline free-base and crystalline Agent (i.e. hydrogen sulphate salt). The mixture of the two forms were dispersed in Vitamin E TPGS according to analogous methods to those described in Example 1 and filled into HPMC capsules.

[0076] The dissolution data for the comparator formulations show that dissolution decreased as the amount of free base form of the Agent in the composition increased. A 17% drop in dissolution at 50 minutes is observed for a formulation containing 2 %w/w Free Base form of the Agent. The data generated by analysing the free-base containing comparator formulations show that the dissolution method gives an indication of the level of free-base form of the Agent present within the compositions. The dissolution results for the compositions described in Examples 1.1-1.3 and 1.5-1.7 show that 95% or greater dissolution is achieved indicating that the compound is substantially present in its hydrogen sulphate salt-form (i.e. as the Agent).

Example 6: Preparation of further compositions of the present invention

[0077] The compositions shown in Table 4 were prepared by heating the carrier matrix in an oven set at 70°C for at least one hour. The Agent was then gradually added and mechanically stirred into the carrier matrix using a magnetic stir bar or a high-shear homogeniser. The system was maintained at sufficiently high temperature to keep the mixture in a molten state during stirring. Stirring was performed until a visibly homogenous mixture was obtained. The time taken for this to be achieved varied depending on the composition but was at least 10 minutes and could have been up to 60 minutes. The systems ranged in total weight from 3.75g to 75g (as indicated in Table 4). The resultant mixture was filled into HPMC capsules and allowed to cool to ambient temperature and solidify. Capsules were stored at either room temperature or under refrigerated conditions until use.

Table 4

Example	Agent (mg per capsule)	Carrier Matrix (mg per capsule)	Total weight of batch prepared (g)
6.1	30.25 mg	Vitamin E TPGS (89.75 mg) Tween 80 (30.00 mg)	3.75
6.2	30.25 mg	Vitamin E TPGS (89.75 mg) Cremophor EL (30.00 mg)	3.75
6.3	30.25 mg	Vitamin E TPGS (89.75 mg) Pluronic F-68 (30.00 mg)	3.75
6.4	30.25 mg	Vitamin E TPGS (89.75 mg) PEG 1000 (30.00 mg)	3.75
6.5	30.25 mg	Vitamin E TPGS (97.25 mg) PEG 1000 (22.50 mg)	3.75

(continued)

Example	Agent (mg per capsule)	Carrier Matrix (mg per capsule)	Total weight of batch prepared (g)
6.6	30.25 mg	Vitamin E TPGS (104.75 mg) PEG 1000 (15.00 mg)	3.75
6.7	30.25 mg	Vitamin E TPGS (112.25 mg) PEG 1000 (7.50 mg)	3.75
6.8	30.25 mg (API batch 1)	Vitamin E TPGS (119.75 mg)	3.75
6.9	30.25 mg (API batch 2)	Vitamin E TPGS (119.75 mg)	3.75
6.10	30.25 mg (API batch 3)	Vitamin E TPGS (119.75 mg)	3.75
6.11	30.25 mg	Vitamin E TPGS (269.75 mg)	7.5
6.12	30.25 mg	Vitamin E TPGS (119.75 mg)	75
6.13	15.12 mg	Vitamin E TPGS (134.88 mg)	75
6.14	60.5 mg	Vitamin E TPGS (239.5 mg)	15
6.15	90.75 mg	Vitamin E TPGS (359.25 mg)	15

Example 7. Dissolution of compositions in pH 6.5 dissolution media

[0078] An in-vitro dissolution method employing pH 6.5 dissolution media was used to test the performance of compositions contained within HPMC capsules. The pH 6.5 dissolution method provided improved discrimination of the presence of free base form of the Agent in compositions when compared with the dissolution method described in Example 5. Dissolution in duplicate or triplicate was carried out on the formulations listed in Table 4 and also on the formulation of Example 1.7.

[0079] Dissolution of capsules was performed according to the general procedure of the United States Pharmacopoeia Apparatus II (paddle). Samples of the dissolution medium are withdrawn at various time points after capsule addition and the 6-(4-bromo-2-chloro-phenylamino)-7-fluoro-3-methyl-3H-benzimidazole-5-carboxylic acid (2-hydroxy-ethoxy)-amide concentration is quantified by comparison of its HPLC response peak area to that of a standard solution prepared at a level equivalent to 100% release of the compound. The method uses clear glass peak vessel dissolution pots, and Spiral Stainless Steel Capsule Sinkers are used to hold the capsules. 1000ml of pH 6.5 dissolution media is used at 37°C and a paddle speed of 50 rpm is used.

[0080] The pH 6.5 dissolution media is prepared by the addition of 1.74 g sodium hydroxide pellets, 19.77 g sodium dihydrogenphosphate hydrous (or 17.19 g sodium dihydrogenphosphate anhydrous) and 30.93 g sodium chloride to 5 litres of deionised water. The pH is then adjusted to 6.5 with 1M hydrochloric acid or 1M sodium hydroxide.

[0081] In addition to the compositions described in Table 4, some further comparator formulations were manufactured using mixtures of crystalline free-base of the Agent and crystalline Agent (i.e. hydrogen sulphate salt-form). The mixture of the two forms were dispersed in Vitamin E TPGS according to analogous methods to those described in Example 6 and filled into HPMC capsules. The specific compositions of the comparator formulations are shown in Table 5.

Table 5. Comparator compositions

Example	Agent, free base form /mg (%w/w)	Agent (i.e. hydrogen sulphate salt) /mg (%w/w)	Carrier Matrix (mg)
C1	0.605 mg (0.4% w/w)	29.645 mg (19.76% w/w)	Vitamin E TPGS (119.75 mg)
C2	0.15 mg (0.1 % w/w)	30.09 mg (20.06% w/w)	Vitamin E TPGS (119.76 mg)
C3	0.075 mg (0.05% w/w)	30.165 mg (20.11 % w/w)	Vitamin E TPGS (119.76 mg)
C4	0.03 mg (0.02% w/w)	30.21 mg (20.14% w/w)	Vitamin E TPGS (119.76 mg)

[0082] The dissolution data for the comparator formulations (Table 6) show that dissolution decreased as the amount of free base form of the Agent in the composition increased. A 90% drop in dissolution at 60 minutes is observed for a formulation containing 0.4 %w/w free base form of the Agent. Furthermore, the presence of 0.02% w/w free base of the Agent caused a 13% drop in dissolution at 60 minutes. The data generated by analysing the free-base containing comparator formulations show that the pH 6.5 dissolution method provides a good indication of the level of free-base form of the Agent present within the compositions.

Table 6 Dissolution results for comparator compositions in pH 6.5 dissolution media

Formulation of	Dissolution at 60 minutes (%)
C1	10
C2	43
C3	78
C4	87

[0083] The dissolution results for the compositions described in Example 6 and also for the formulation of Example 1.7 are shown in Table 7. Greater than 96% dissolution at 60 minutes is achieved for all of the formulations, indicating that the Agent is substantially present in its hydrogen sulphate salt-form in these compositions.

Table 7 Dissolution results in pH 6.5 dissolution media

Formulation of Example	Dissolution at 60 minutes (%)	Formulation of	Dissolution at 60 minutes (%)
1.7	99	6.8	101
6.1	98	6.9	101
6.2	98	6.10	100
6.3	96	6.11	98
6.4	97	6.12	99
6.5	102	6.13	99
6.6	100	6.14	97
6.7	101	6.15	97

Claims

1. A pharmaceutical composition comprising a hydrogen sulphate salt of 6-(4-bromo-2-chloro-phenylamino)-7-fluoro-3-methyl-3H-benzimidazole-5-carboxylic acid (2-hydroxy-ethoxy)-amide, and a carrier matrix, wherein the carrier matrix consists essentially of one or more pharmaceutically acceptable carriers selected from the following groups:

- (a) d-alpha-tocopheryl polyethylene glycol 1000 succinate;
- (b) polyglycolised glycerides; and
- (c) polyethylene glycols (PEGs);

and wherein the hydrogen sulphate salt of 6-(4-bromo-2-chloro-phenylamino)-7-fluoro-3-methyl-3H-benzimidazole-5-carboxylic acid (2-hydroxy-ethoxy)-amide is dispersed within the carrier matrix.

2. A pharmaceutical composition according to claim 1, wherein the carrier matrix consists essentially of one or both of the following:

- a. d-alpha-tocopheryl polyethylene glycol 1000 succinate; and
- b. polyglycolised glycerides.

3. A pharmaceutical composition according to claim 1, wherein the carrier matrix is d-alpha-tocopheryl polyethylene glycol 1000 succinate or Lauroyl Macrogol-32 Glycerides.

4. A pharmaceutical composition according to claim 1, wherein the carrier matrix is a mixture of d-alpha-tocopheryl polyethylene glycol 1000 succinate and Lauroyl Macrogol-32 Glycerides and wherein the Lauroyl Macrogol-32

Glycerides is present in an amount to make up approximately 30-55% by weight of the carrier matrix component of the composition.

5 5. A pharmaceutical composition according to claim 1, wherein the carrier matrix is d-alpha-tocopheryl polyethylene glycol 1000 succinate.

6. A pharmaceutical composition according to claim 5, wherein the d-alpha-tocopheryl polyethylene glycol 1000 succinate is present in an amount to make up approximately 65 to 95% by weight of the composition.

10 7. A pharmaceutical composition according to any one of claims 1 to 6, wherein greater than 90% by weight of the total amount of the hydrogen sulphate salt of 6-(4-bromo-2-chloro-phenylamino)-7-fluoro-3-methyl-3H-benzimidazole-5-carboxylic acid (2-hydroxy-ethoxy)-amide present in the composition is dispersed within the carrier matrix.

15 8. A pharmaceutical composition according to any one of claims 1 to 7, wherein the composition contains between 5 to 30% by weight of the hydrogen sulphate salt of 6-(4-bromo-2-chloro-phenylamino)-7-fluoro-3-methyl-3H-benzimidazole-5-carboxylic acid (2-hydroxy-ethoxy)-amide.

20 9. A pharmaceutical composition according to any one of claims 1 to 8, wherein the composition is semi-solid or solid at ambient temperature.

10. A pharmaceutical composition according to any one of claims 1 to 9, wherein the hydrogen sulphate salt of 6-(4-bromo-2-chloro-phenylamino)-7-fluoro-3-methyl-3H-benzimidazole-5-carboxylic acid (2-hydroxy-ethoxy)-amide is dispersed in the form of finely divided particles that are distributed throughout the phase comprising the carrier matrix.

25 11. A pharmaceutical composition according to claim 1, comprising:

(i) from 15 to 25 parts of a hydrogen sulphate salt of 6-(4-bromo-2-chloro-phenylamino)-7-fluoro-3-methyl-3H-benzimidazole-5-carboxylic acid (2-hydroxy-ethoxy)-amide; and

(ii) from 75 to 85 parts of Vitamin E TPGS;

30 wherein both parts are by weight and the sum of the parts (i)+(ii) =100;

and wherein the hydrogen sulphate salt of 6-(4-bromo-2-chloro-phenylamino)-7-fluoro-3-methyl-3H-benzimidazole-5-carboxylic acid (2-hydroxy-ethoxy)-amide is dispersed within the Vitamin E TPGS and the composition is semi-solid or solid at ambient temperature.

35 12. A pharmaceutical composition according to claim 1, comprising:

(i) from 18 to 22 parts of a hydrogen sulphate salt of 6-(4-bromo-2-chloro-phenylamino)-7-fluoro-3-methyl-3H-benzimidazole-5-carboxylic acid (2-hydroxy-ethoxy)-amide; and

40 (ii) from 78 to 82 parts of Vitamin E TPGS;

wherein both parts are by weight and the sum of the parts (i)+(ii) =100;

45 and wherein the hydrogen sulphate salt of 6-(4-bromo-2-chloro-phenylamino)-7-fluoro-3-methyl-3H-benzimidazole-5-carboxylic acid (2-hydroxy-ethoxy)-amide is dispersed within the Vitamin E TPGS and the composition is semi-solid or solid at ambient temperature.

13. A pharmaceutical composition according to claim 1, comprising:

50 (i) 19-21 parts of hydrogen sulphate salt of 6-(4-bromo-2-chloro-phenylamino)-7-fluoro-3-methyl-3H-benzimidazole-5-carboxylic acid (2-hydroxy-ethoxy)-amide; and

(ii) 79-81 parts of Vitamin E TPGS;

55 wherein both parts are by weight and the sum of the parts (i)+(ii) =100; and wherein the hydrogen sulphate salt of 6-(4-bromo-2-chloro-phenylamino)-7-fluoro-3-methyl-3H-benzimidazole-5-carboxylic acid (2-hydroxy-ethoxy)-amide is dispersed within the Vitamin E TPGS and the composition is semi-solid or solid at ambient temperature.

14. A pharmaceutical composition according to any one of claims 1 to 13, wherein the composition contains 30.25 +/-

2 mg of a hydrogen sulphate salt of 6-(4-bromo-2-chloro-phenylamino)-7-fluoro-3-methyl-3*H*-benzimidazole-5-carboxylic acid (2-hydroxy-ethoxy)-amide.

15. A pharmaceutical composition according to any one of claims 1 to 13, wherein the composition contains 12.1 +/- 2 mg of a hydrogen sulphate salt of 6-(4-bromo-2-chloro-phenylamino)-7-fluoro-3-methyl-3*H*-benzimidazole-5-carboxylic acid (2-hydroxy-ethoxy)-amide.
16. A pharmaceutical composition according to any one of claims 1 to 15, wherein the composition is an oral capsule composition.
17. A process for the preparation of a pharmaceutical composition according to claim 1 comprising the steps of:
 - a. Mixing and melting the components of the carrier matrix;
 - b. Mixing the Agent into the carrier matrix in order to obtain a homogenous mixture; and
 - c. Filling the product of step (b) into a capsule and allowing the mixture to cool to form a viscous liquid, semi-solid or solid mass within the capsule.
18. A pharmaceutical composition according to any one of claim 1 to 16 for use as a medicament in the treatment of a condition treatable with the hydrogen sulphate salt of 6-(4-bromo-2-chloro-phenylamino)-7-fluoro-3-methyl-3*H*-benzimidazole-5-carboxylic acid (2-hydroxy-ethoxy)-amide.
19. A pharmaceutical composition according to any one of claim 1 to 16 for use as a medicament in the treatment of cancer.
20. A pharmaceutical composition according to any one of claim 1 to 16 for use as a medicament in the treatment of malignant melanoma, brain, lung, squamous cell, bladder, gastric, pancreatic, breast, head, neck, renal, kidney, ovarian, prostate, colorectal, esophageal, testicular, gynecological or thyroid cancer.
21. A pharmaceutical composition according to any one of claim 1 to 16 for use as a medicament in the treatment of lung cancer.
22. A pharmaceutical composition according to any one of claim 1 to 16 for use as a medicament in the treatment of thyroid cancer.
23. A pharmaceutical composition according to any one of claim 1 to 16 for use as a medicament in the treatment of malignant melanoma.
24. A pharmaceutical composition according to any one of claim 1 to 16 for use in combination with taxotere.
25. A pharmaceutical composition according to any one of claim 1 to 16 for use in combination with an alkylating agent.

Patentansprüche

1. Pharmazeutische Zusammensetzung, umfassend ein Hydrogensulfatsalz von 6-(4-Brom-2-chlorphenyl-amino)-7-fluor-3-methyl-3*H*-benzimidazol-5-carbonsäure(2-hydroxyethoxy)amid und eine Trägermatrix, wobei die Trägermatrix im Wesentlichen aus einem oder mehreren pharmazeutisch annehmbaren Trägern aus den folgenden Gruppen:
 - (a) d-alpha-Tocopherylpolyethylenglykol-1000-succinat;
 - (b) polyglykolisierten Glyceriden und
 - (c) Polyethylenglykolen (PEG)
 besteht und wobei das Hydrogensulfatsalz von 6-(4-Brom-2-chlorphenylamino)-7-fluor-3-methyl-3*H*-benzimidazol-5-carbonsäure(2-hydroxyethoxy)amid in der Trägermatrix dispergiert ist.
2. Pharmazeutische Zusammensetzung nach Anspruch 1, wobei die Trägermatrix im Wesentlichen aus

- a. d-alpha-Tocopherylpolyethylenglykol-1000-succinat und/oder
- b. polyglykolisierten Glyceriden

besteht.

3. Pharmazeutische Zusammensetzung nach Anspruch 1, wobei es sich bei der Trägermatrix um d-alpha-Tocopherylpolyethylenglykol-1000-succinat oder Lauroylmacrogol-32-glyceride handelt.
4. Pharmazeutische Zusammensetzung nach Anspruch 1, wobei es sich bei der Trägermatrix um eine Mischung von d-alpha-Tocopherylpolyethylenglykol-1000-succinat und Lauroylmacrogol-32-glyceriden handelt und die Lauroylmacrogol-32-glyceride in einer Menge von ungefähr 30-55 Gew.-% der Trägermatrixkomponente der Zusammensetzung vorliegen.
5. Pharmazeutische Zusammensetzung nach Anspruch 1, wobei es sich bei der Trägermatrix um d-alpha-Tocopherylpolyethylenglykol-1000-succinat handelt.
6. Pharmazeutische Zusammensetzung nach Anspruch 5, wobei das d-alpha-Tocopherylpolyethylenglykol-1000-succinat in einer Menge von ungefähr 65 bis 95 Gew.-% der Zusammensetzung vorliegt.
7. Pharmazeutische Zusammensetzung nach einem der Ansprüche 1 bis 6, wobei mehr als 90 Gew.-% der Gesamtmenge des in der Zusammensetzung vorliegenden Hydrogensulfatsalzes von 6-(4-Brom-2-chlorphenylamino)-7-fluor-3-methyl-3H-benzoimidazol-5-carbonsäure(2-hydroxyethoxy)amid in der Trägermatrix dispergiert sind.
8. Pharmazeutische Zusammensetzung nach einem der Ansprüche 1 bis 7, wobei die Zusammensetzung zwischen 5 und 30 Gew.-% des Hydrogensulfatsalzes von 6-(4-Brom-2-chlorphenylamino)-7-fluor-3-methyl-3H-benzoimidazol-5-carbonsäure(2-hydroxy-ethoxy)amid enthält.
9. Pharmazeutische Zusammensetzung nach einem der Ansprüche 1 bis 8, wobei die Zusammensetzung bei Umgebungstemperatur fest oder halbfest ist.
10. Pharmazeutische Zusammensetzung nach einem der Ansprüche 1 bis 9, wobei das Hydrogensulfatsalz von 6-(4-Brom-2-chlorphenylamino)-7-fluor-3-methyl-3H-benzoimidazol-5-carbonsäure(2-hydroxy-ethoxy)amid in Form von feinverteilten Teilchen, die über die die Trägermatrix umfassende Phase verteilt sind, dispergiert ist.
11. Pharmazeutische Zusammensetzung nach Anspruch 1, umfassend:
 - (i) 15 bis 25 Teile eines Hydrogensulfatsalzes von 6-(4-Brom-2-chlorphenylamino)-7-fluor-3-methyl-3H-benzoimidazol-5-carbonsäure(2-hydroxyethoxy)amid und
 - (ii) 75 bis 85 Teile Vitamin-E-TPGS;

wobei sich beide Teileangaben auf das Gewicht beziehen und die Summe der Teile (i)+(ii) = 100; und wobei das Hydrogensulfatsalz von 6-(4-Brom-2-chlorphenylamino)-7-fluor-3-methyl-3H-benzoimidazol-5-carbonsäure(2-hydroxyethoxy)amid in dem Vitamin-E-TPGS dispergiert ist und die Zusammensetzung bei Umgebungstemperatur fest oder halbfest ist.
12. Pharmazeutische Zusammensetzung nach Anspruch 1, umfassend:
 - (i) 18 bis 22 Teile eines Hydrogensulfatsalzes von 6-(4-Brom-2-chlorphenylamino)-7-fluor-3-methyl-3H-benzoimidazol-5-carbonsäure(2-hydroxyethoxy)amid und
 - (ii) 78 bis 82 Teile Vitamin-E-TPGS;

wobei sich beide Teileangaben auf das Gewicht beziehen und die Summe der Teile (i)+(ii) = 100; und wobei das Hydrogensulfatsalz von 6-(4-Brom-2-chlorphenylamino)-7-fluor-3-methyl-3H-benzoimidazol-5-carbonsäure(2-hydroxyethoxy)amid in dem Vitamin-E-TPGS dispergiert ist und die Zusammensetzung bei Umgebungstemperatur fest oder halbfest ist.
13. Pharmazeutische Zusammensetzung nach Anspruch 1, umfassend:

- (i) 19-21 Teile eines Hydrogensulfatsalzes von 6-(4-Brom-2-chlorphenylamino)-7-fluor-3-methyl-3*H*-benzoimidazol-5-carbonsäure(2-hydroxyethoxy)amid und
 (ii) 79-81 Teile Vitamin-E-TPGS;

wobei sich beide Teileangaben auf das Gewicht beziehen und die Summe der Teile (i)+(ii) = 100; und wobei das Hydrogensulfatsalz von 6-(4-Brom-2-chlorphenylamino)-7-fluor-3-methyl-3*H*-benzoimidazol-5-carbonsäure(2-hydroxyethoxy)amid in dem Vitamin-E-TPGS dispergiert ist und die Zusammensetzung bei Umgebungstemperatur fest oder halbfest ist.

14. Pharmazeutische Zusammensetzung nach einem der Ansprüche 1 bis 13, wobei die Zusammensetzung 30,25 +/- 2 mg eines Hydrogensulfatsalzes von 6-(4-Brom-2-chlorphenylamino)-7-fluor-3-methyl-3*H*-benzoimidazol-5-carbonsäure(2-hydroxyethoxy)amid enthält.
15. Pharmazeutische Zusammensetzung nach einem der Ansprüche 1 bis 13, wobei die Zusammensetzung 12,1 +/- 2 mg eines Hydrogensulfatsalzes von 6-(4-Brom-2-chlorphenylamino)-7-fluor-3-methyl-3*H*-benzoimidazol-5-carbonsäure(2-hydroxyethoxy)amid enthält.
16. Pharmazeutische Zusammensetzung nach einem der Ansprüche 1 bis 15, wobei es sich bei der Zusammensetzung um eine Oralkapselzusammensetzung handelt.
17. Verfahren zur Herstellung einer pharmazeutischen Zusammensetzung gemäß Anspruch 1, bei dem man:
 - a. die Komponenten der Trägermatrix mischt und aufschmilzt;
 - b. das Mittel in die Trägermatrix mischt, wobei man eine homogene Mischung erhält; und
 - c. das Produkt von Schritt (b) in eine Kapsel füllt und die Mischung in der Kapsel zu einer viskosen flüssigen, halbfesten oder festen Masse abkühlen lässt.
18. Pharmazeutische Zusammensetzung nach einem der Ansprüche 1 bis 16 zur Verwendung als Arzneimittel bei der Behandlung eines mit dem Hydrogensulfatsalz von 6-(4-Brom-2-chlorphenylamino)-7-fluor-3-methyl-3*H*-benzoimidazol-5-carbonsäure(2-hydroxy-ethoxy)amid behandelbaren Leidens.
19. Pharmazeutische Zusammensetzung nach einem der Ansprüche 1 bis 16 zur Verwendung als Arzneimittel bei der Behandlung von Krebs.
20. Pharmazeutische Zusammensetzung nach einem der Ansprüche 1 bis 16 zur Verwendung als Arzneimittel bei der Behandlung von malignem Melanom, Gehirnkrebs, Lungenkrebs, Plattenepithelkarzinom, Blasenkrebs, Magenkrebs, Bauchspeicheldrüsenkrebs, Brustkrebs, Kopfkrebs, Halskrebs, Renalkrebs, Nierenkrebs, Eierstockkrebs, Prostatakrebs, Kolorektalkrebs, Speiseröhrenkrebs, Hodenkrebs, gynäkologischem Krebs oder Schilddrüsenkrebs.
21. Pharmazeutische Zusammensetzung nach einem der Ansprüche 1 bis 16 zur Verwendung als Arzneimittel bei der Behandlung von Lungenkrebs.
22. Pharmazeutische Zusammensetzung nach einem der Ansprüche 1 bis 16 zur Verwendung als Arzneimittel bei der Behandlung von Schilddrüsenkrebs.
23. Pharmazeutische Zusammensetzung nach einem der Ansprüche 1 bis 16 zur Verwendung als Arzneimittel bei der Behandlung von malignem Melanom.
24. Pharmazeutische Zusammensetzung nach einem der Ansprüche 1 bis 16 zur Verwendung in Kombination mit Taxotere.
25. Pharmazeutische Zusammensetzung nach einem der Ansprüche 1 bis 16 zur Verwendung in Kombination mit einem Alkylierungsmittel.

Revendications

1. Composition pharmaceutique comprenant un sel d'hydrogénosulfate de (2-hydroxy-éthoxy)-amide d'acide 6-(4-

bromo-2-chloro-phénylamino)-7-fluoro-3-méthyl-3H-benzoimidazole-5-carboxylique, une matrice support, la matrice support étant essentiellement constituée d'un ou plusieurs supports pharmaceutiquement acceptables choisis dans les groupes suivants :

- 5 (a) le succinate de d-alpha-tocophéryl polyéthylèneglycol 1000 ;
 (b) les glycérides polyglycolysés ; et
 (c) les polyéthylèneglycols (PEG) ;

10 et le sel d'hydrogénosulfate de (2-hydroxy-éthoxy)-amide d'acide 6-(4-bromo-2-chloro-phénylamino)-7-fluoro-3-méthyl-3H-benzoimidazole-5-carboxylique étant dispersé dans la matrice support.

2. Composition pharmaceutique selon la revendication 1, **caractérisée en ce que** la matrice support est essentiellement constitué de l'un ou de l'un et l'autre de ce qui suit :

- 15 a. le succinate de d-alpha-tocophéryl polyéthylèneglycol 1000 ; et
 b. les glycérides polyglycolysés.

3. Composition pharmaceutique selon la revendication 1, **caractérisée en ce que** la matrice support est le succinate de d-alpha-tocophéryl polyéthylèneglycol 1000 ou des glycérides de lauroyl macrogol-32.

- 20 4. Composition pharmaceutique selon la revendication 1, **caractérisée en ce que** la matrice support est un mélange de succinate de d-alpha-tocophéryl polyéthylèneglycol 1000 et de glycérides de lauroyl macrogol-32, et les glycérides de lauroyl macrogol-32 étant présents dans une quantité pour constituer jusqu'à environ 30-55 % en poids du composant de la matrice support de la composition.

- 25 5. Composition pharmaceutique selon la revendication 1, **caractérisée en ce que** la matrice support est le succinate de d-alpha-tocophéryl polyéthylèneglycol 1000.

- 30 6. Composition pharmaceutique selon la revendication 5, **caractérisée en ce que** le succinate de d-alpha-tocophéryl polyéthylèneglycol 1000 est présent dans une quantité pour constituer jusqu'à environ 65 à 95 % en poids de la composition.

- 35 7. Composition pharmaceutique selon l'une quelconque des revendications 1 à 6, **caractérisée en ce que** plus de 90 % en poids de la quantité totale du sel d'hydrogénosulfate de (2-hydroxy-éthoxy)-amide d'acide 6-(4-bromo-2-chloro-phénylamino)-7-fluoro-3-méthyl-3H-benzoimidazole-5-carboxylique présent dans la composition sont dispersés dans la matrice support.

- 40 8. Composition pharmaceutique selon l'une quelconque des revendications 1 à 7, **caractérisée en ce que** la composition contient entre 5 et 30 % en poids du sel d'hydrogénosulfate de (2-hydroxy-éthoxy)-amide d'acide 6-(4-bromo-2-chloro-phénylamino)-7-fluoro-3-méthyl-3H-benzoimidazole-5-carboxylique.

9. Composition pharmaceutique selon l'une quelconque des revendications 1 à 8, **caractérisée en ce que** la composition est semi-solide ou solide à la température ambiante.

- 45 10. Composition pharmaceutique selon l'une quelconque des revendications 1 à 9, **caractérisée en ce que** le sel d'hydrogénosulfate de (2-hydroxy-éthoxy)-amide d'acide 6-(4-bromo-2-chloro-phénylamino)-7-fluoro-3-méthyl-3H-benzoimidazole-5-carboxylique est dispersé sous forme de particules finement divisées qui sont distribuées dans l'ensemble de la phase comprenant de la matrice support.

- 50 11. Composition pharmaceutique selon la revendication 1, comprenant :

- (i) de 15 à 25 parties d'un sel d'hydrogénosulfate de (2-hydroxy-éthoxy)-amide d'acide 6-(4-bromo-2-chloro-phénylamino)-7-fluoro-3-méthyl-3H-benzoimidazole-5-carboxylique ; et
 (ii) de 75 à 85 parties de Vitamine E TPGS ;

55 les deux parties étant en poids et la somme des parties (i)+(ii) = 100 ;
 et le sel d'hydrogénosulfate de (2-hydroxy-éthoxy)-amide d'acide 6-(4-bromo-2-chloro-phénylamino)-7-fluoro-3-méthyl-3H-benzoimidazole-5-carboxylique étant dispersé dans Vitamine E TPGS et la composition étant semi-solide

ou solide à la température ambiante.

12. Composition pharmaceutique selon la revendication 1, comprenant :

- (i) de 18 à 22 parties d'un sel d'hydrogénosulfate de (2-hydroxy-éthoxy)-amide d'acide 6-(4-bromo-2-chloro-phénylamino)-7-fluoro-3-méthyl-3H-benzimidazole-5-carboxylique ; et
(ii) de 78 à 82 parties de Vitamine E TPGS ;

les deux parties étant en poids et la somme des parties (i)+(ii) = 100 ;

et le sel d'hydrogénosulfate de (2-hydroxy-éthoxy)-amide d'acide 6-(4-bromo-2-chloro-phénylamino)-7-fluoro-3-méthyl-3H-benzimidazole-5-carboxylique étant dispersé dans Vitamine E TPGS et la composition étant semi-solide ou solide à la température ambiante.

13. Composition pharmaceutique selon la revendication 1, comprenant :

- (i) 19-21 parties d'un sel d'hydrogénosulfate de (2-hydroxy-éthoxy)-amide d'acide 6-(4-bromo-2-chloro-phénylamino)-7-fluoro-3-méthyl-3H-benzimidazole-5-carboxylique ; et
(ii) 79-81 parties de Vitamine E TPGS ;

les deux parties étant en poids et la somme des parties (i)+(ii) = 100 ;

et le sel d'hydrogénosulfate de (2-hydroxy-éthoxy)-amide d'acide 6-(4-bromo-2-chloro-phénylamino)-7-fluoro-3-méthyl-3H-benzimidazole-5-carboxylique étant dispersé dans Vitamine E TPGS et la composition étant semi-solide ou solide à la température ambiante.

14. Composition pharmaceutique selon l'une quelconque des revendications 1 à 13, caractérisée en ce que la composition contient 30,25 +/- 2 mg d'un sel d'hydrogénosulfate de (2-hydroxy-éthoxy)-amide d'acide 6-(4-bromo-2-chloro-phénylamino)-7-fluoro-3-méthyl-3H-benzimidazole-5-carboxylique.

15. Composition pharmaceutique selon l'une quelconque des revendications 1 à 13, caractérisée en ce que la composition contient 12,1 +/- 2 mg d'un sel d'hydrogénosulfate de (2-hydroxy-éthoxy)-amide d'acide 6-(4-bromo-2-chloro-phénylamino)-7-fluoro-3-méthyl-3H-benzimidazole-5-carboxylique.

16. Composition pharmaceutique selon l'une quelconque des revendications 1 à 15, caractérisée en ce que la composition est une composition de capsule orale.

17. Procédé de préparation d'une composition pharmaceutique selon la revendication 1, comprenant les étapes consistant à :

- a. mélanger et fondre les composants de la matrice support ;
b. mélanger l'Agent dans la matrice support pour obtenir un mélange homogène ; et
c. remplir une capsule avec le produit de l'étape (b) et laisser le mélange refroidir pour former une masse liquide, semi-solide ou solide visqueuse dans la capsule.

18. Composition pharmaceutique selon l'une quelconque des revendications 1 à 16, destinée à être utilisée comme médicament dans le traitement d'une affection susceptible d'être traitée avec le sel d'hydrogénosulfate de (2-hydroxy-éthoxy)-amide d'acide 6-(4-bromo-2-chloro-phénylamino)-7-fluoro-3-méthyl-3H-benzimidazole-5-carboxylique.

19. Composition pharmaceutique selon l'une quelconque des revendications 1 à 16, destinée à être utilisée comme médicament dans le traitement du cancer.

20. Composition pharmaceutique selon l'une quelconque des revendications 1 à 16, destinée à être utilisée comme médicament dans le traitement d'un mélanome malin, du cancer du cerveau, du poumon, spinocellulaire, de la vessie, gastrique, pancréatique, du sein, de la tête, du cou, rénal, du rein, de l'ovaire, de la prostate, colorectal, oesophagien, testiculaire, gynécologique ou de la thyroïde.

21. Composition pharmaceutique selon l'une quelconque des revendications 1 à 16, destinée à être utilisée comme médicament dans le traitement du cancer du poumon.

22. Composition pharmaceutique selon l'une quelconque des revendications 1 à 16, destinée à être utilisée comme médicament dans le traitement du cancer de la thyroïde.

23. Composition pharmaceutique selon l'une quelconque des revendications 1 à 16, destinée à être utilisée comme médicament dans le traitement d'un mélanome malin.

24. Composition pharmaceutique selon l'une quelconque des revendications 1 à 16, destinée à être utilisée en combinaison avec du taxotère.

25. Composition pharmaceutique selon l'une quelconque des revendications 1 à 16, destinée à être utilisée en combinaison avec un agent alkylant.

XRPD data for Vitamin E TPGS compositions containing varying amounts of the free base form of the Agent and the Agent (i.e. hydrogen sulphate salt)

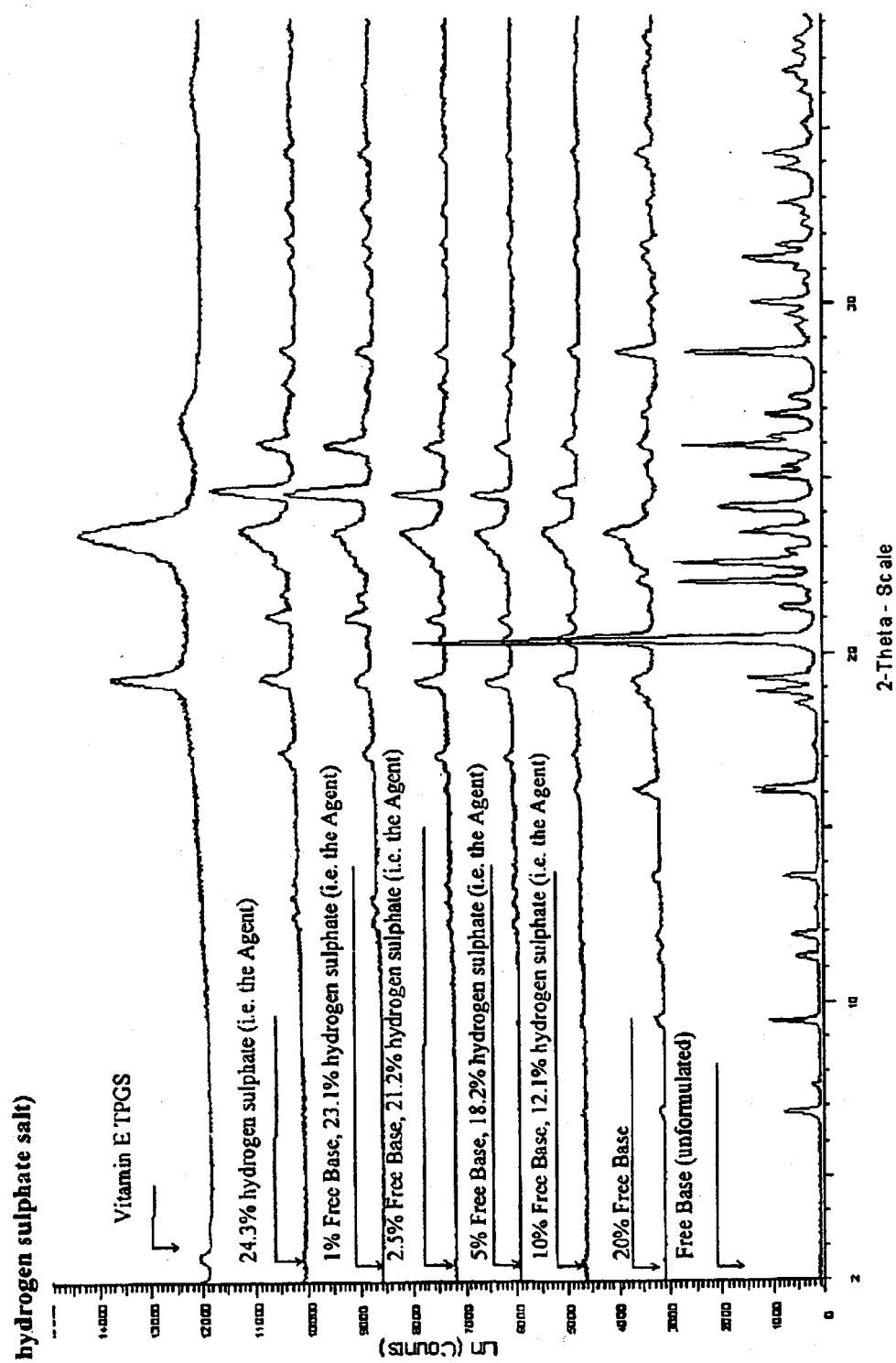
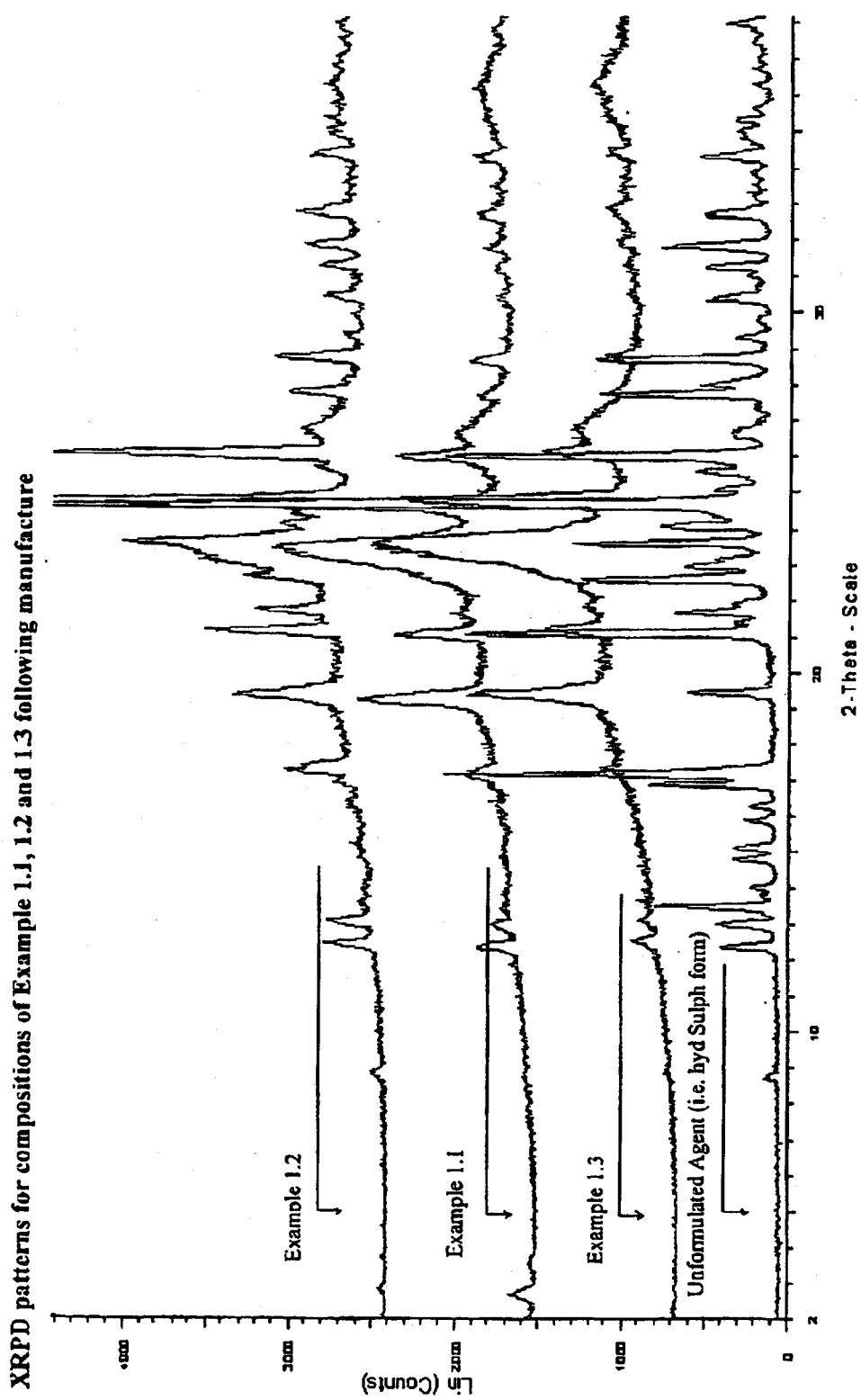


Figure 1

**Figure 2**

Limit of detection of free-base form of the Agent in a Vitamin E TPGS composition by
 ^{19}F SS-NMR spectra

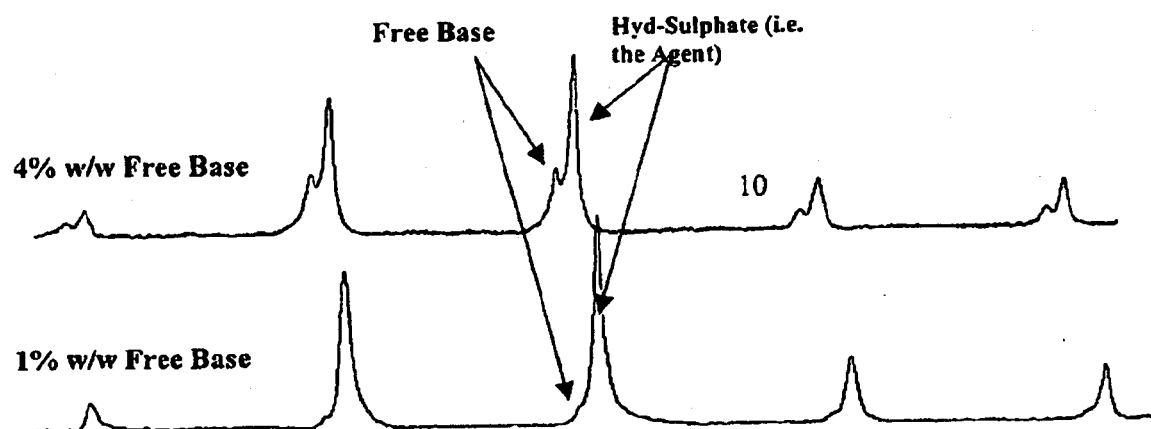
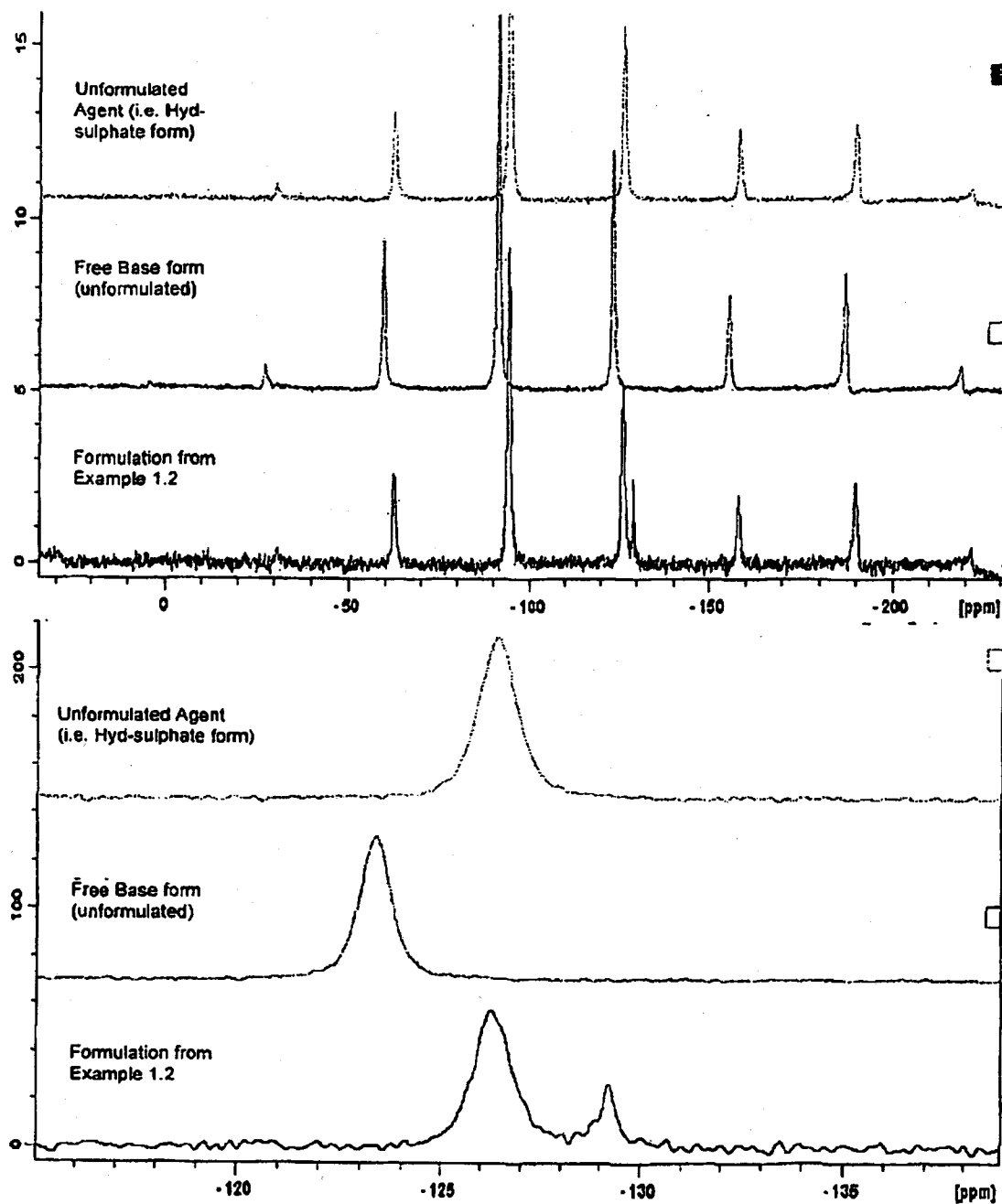
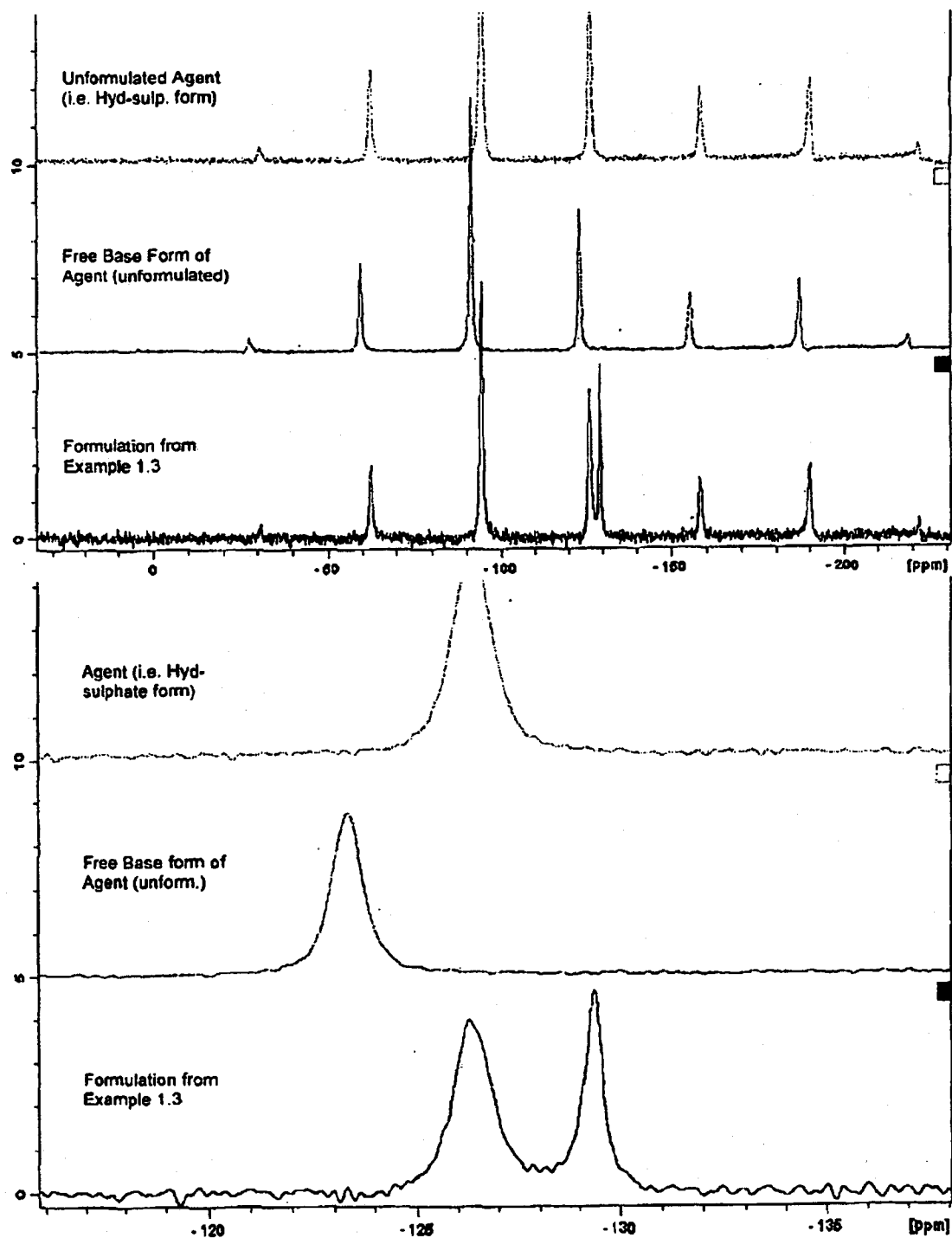


Figure 3

^{19}F SS-NMR of the composition of Example 1.2 (full scale and isotropic peak region)**Figure 4**

^{19}F SS-NMR of composition of Example 1.3 (full scale and isotropic peak region)**Figure 5**

REFERENCES CITED IN THE DESCRIPTION

This list of references cited by the applicant is for the reader's convenience only. It does not form part of the European patent document. Even though great care has been taken in compiling the references, errors or omissions cannot be excluded and the EPO disclaims all liability in this regard.

Patent documents cited in the description

- WO 2007076245 A [0002] [0005] [0050]
- WO 9636316 A [0013]
- US 5891845 A [0013]
- WO 0076482 A [0013]
- WO 03077914 A [0050]
- WO 0040529 A [0058]
- WO 0041669 A [0058]
- WO 0192224 A [0058]
- WO 0204434 A [0058]
- WO 0208213 A [0058]
- WO 9902166 A [0058]
- EP 0239362 B1 [0058]
- WO 9633172 A [0060]
- WO 9627583 A [0060]
- EP 0818442 A2 [0060]
- EP 1004578 B1 [0060]
- WO 9807697 A [0060]
- WO 9803516 A [0060]
- WO 9834918 A [0060]
- WO 9834915 A [0060]
- WO 9833768 A [0060]
- WO 9830566 A [0060]
- EP 606046 A [0060]
- EP 931788 A [0060]
- WO 9005719 A [0060]
- WO 9952910 A [0060]
- WO 9952889 A [0060]
- WO 9929667 A [0060]
- WO 9907675 A [0060]
- EP 0952148 B1 [0060]
- GB 9912961 A [0060]
- US 60148464 B [0060]
- US 5863949 A [0060]
- US 5861510 A [0060]
- EP 780386 A [0060]

Non-patent literature cited in the description

- Handbook of Pharmaceutical Excipients. American Pharmaceutical Association [0044]
- The Theory and Practice of Industrial Pharmacy. 1986 [0044]
- Pharmaceutical Dosage Forms: Tablets. Lieberman, 1989, vol. 1 [0044]
- **BANKER ; GILBERT ; RHODES ; CHRISTOPHER.** Modern Pharmaceutics. 1995 [0044]
- **A. ROYCE.** J, Drug Dev. Ind. Pharm., 1996, vol. 22, 917-924 [0049]
- **G. VERRECK.** Bull. tech. Gattefossé, 2004, 85-95 [0049]
- **J. BREITENBACH.** Eur. J. Pharm. Biopharm., 2002, vol. 54, 107-117 [0049]

REGISTER ENTRY FOR EP2271321

European Application No EP09726304.0 filing date 26.03.2009

Priority claimed:

28.03.2008 in United States of America - doc: 40372

PCT EUROPEAN PHASE

PCT Application PCT/GB2009/050293 Publication No WO2009/118562 on
01.10.2009

Designated States AT BE BG CH CY CZ DE DK EE ES FI FR GB GR HR HU IE IS IT LI
LT LU LV MC MK MT NL NO PL PT RO SE SI SK TR

Title PHARMACEUTICAL COMPOSITION 271

Applicants/Proprietors

ASTRAZENECA AB, 151 85 Södertälje, Sweden [ADP No. 78936465001]

ARRAY BIOPHARMA, INC., 3200 Walnut Street, Boulder, CO 80301, United
States of America [ADP No. 75130229001]

Inventors

FRANCES NICOLA BATEMAN, AstraZeneca, Charter Way
Macclesfield, Cheshire SK10 2NA, United Kingdom [ADP No. 79184628001]

PAUL RICHARD GELLERT, AstraZeneca R & D Alderley,, Alderley Park,
Macclesfield,, Cheshire SK10 4TG, United Kingdom [ADP No. 73732307001]

JANE KATHRYN HILL, AstraZeneca R&D Alderley, Alderley Park
Macclesfield, Cheshire SK10 4TG, United Kingdom [ADP No. 79184636001]

Classified to

A61K C07D

Address for Service

ASTRAZENECA AB, 151 85 Södertälje, Sweden [ADP No. 78936465001]

EPO Representative

BALVINDER SINGH MATHARU, AstraZeneca AB, AstraZeneca Intellectual
Property, 151 85 Södertälje, Sweden [ADP No. 79184644001]

Publication No EP2271321 dated 12.01.2011

Publication in English

Examination requested 28.10.2010

Patent Granted with effect from 13.06.2012 (Section 25(1)) with title
PHARMACEUTICAL COMPOSITION 271

14.11.2012 Notification of change of Address For Service name and address of
ASTRAZENECA AB, 151 85 Södertälje, Sweden [ADP No. 78936465001]
to
ASTRAZENECA AB, Global Intellectual Property, SE-151 85 Södertälje,
Sweden [ADP No. 07822448008]
dated 31.10.2012. Written notification filed on EP REG ADMIN
Entry Type 7.1 Staff ID. SP Auth ID. A1

OA80-01
NA

OPTICS - PATENTS

07/11/13 08:20:07
PAGE: 1

RENEWAL DETAILS

PUBLICATION NUMBER EP2271321

PROPRIETOR(S)

AstraZeneca AB, 151 85 Södertälje, Sweden

Array Biopharma, Inc., 3200 Walnut Street, Boulder, CO 80301,
United States of America

DATE FILED 26.03.2009

DATE GRANTED 13.06.2012

DATE NEXT RENEWAL DUE 26.03.2014

DATE NOT IN FORCE

DATE OF LAST RENEWAL 20.03.2013

YEAR OF LAST RENEWAL 05

STATUS PATENT IN FORCE

**** END OF REPORT ****