

Concept House
Cardiff Road
Newport
South Wales
NP10 8QQ

I, the undersigned, being an officer duly authorised in accordance with Section 74(1) and (4) of the Deregulation and Contracting Out Act 1994, to sign and issue certificates on behalf of the Comptroller-General, hereby certify that annexed hereto is a true copy of the specification of the granted European Patent identified therein together with a true copy of the entries made to date in the Register of Patents in respect of the patent which is in force in the United Kingdom.

I also certify that subject to the payment of the prescribed renewal fees, the patent will remain in force for a period of twenty years from the date of the filing of the application as shown therein.

In accordance with the Patents (Companies Re-registration) Rules 1982, if a company named in this certificate and any accompanying documents has re-registered under the Companies Act 1980 with the same name as that with which it was registered immediately before re-registration save for the substitution as, or the inclusion as, the last part of the name of the words "public limited company" or their equivalents in Welsh, references to the name of the company in this certificate and any accompanying documents shall be treated as references to the name with which it is so re-registered.

In accordance with the rules, the words "public limited company" may be replaced by p.l.c., plc, P.L.C. or PLC.

Re-registration under the Companies Act does not constitute a new legal entity but merely subjects the company to certain additional company law rules.

Signed

Dated 8 April 2013

REGISTER ENTRY FOR EP2358686

European Application No EP09761104.0 filing date 19.11.2009

Priority claimed:

20.11.2008 in United States of America - doc: 199740P

PCT EUROPEAN PHASE

PCT Application PCT/US2009/065060 Publication No WO2010/059773 on
27.05.2010

Designated States AT BE BG CH CY CZ DE DK EE ES FI FR GB GR HR HU IE IS IT LI
LT LU LV MC MK MT NL NO PL PT RO SE SI SK SM TR

Title ARYL METHYL BENZOQUINAZOLINONE M1 RECEPTOR POSITIVE ALLOSTERIC
MODULATORS

Applicant/Proprietor

MERCK SHARP & DOHME CORP., 126 East Lincoln Avenue, Rahway NJ 07065-0907,
United States of America [ADP No. 79384491001]

Inventors

D. SCOTT KUDUK, 126 East Lincoln Avenue, Rahway, New Jersey 07065-0907,
United States of America [ADP No. 76744804001]

C. DOUGLAS BESHORE, 126 East Lincoln Avenue, Rahway, New Jersey
07065-0907, United States of America [ADP No. 79547675001]

NG CHRISTINA DI MARCO, 126 East Lincoln Avenue, Rahway, New Jersey
07065-0907, United States of America [ADP No. 79547683001]

J. THOMAS GRESHOCK, 126 East Lincoln Avenue, Rahway, New Jersey
07065-0907, United States of America [ADP No. 79547691001]

Classified to

C07D A61K A61P

Address for Service

MERCK SHARP & DOHME CORP., 126 East Lincoln Avenue, Rahway NJ 07065-0907,
United States of America [ADP No. 79384491001]

EPO Representative

GAVIN MACNICOL BUCHAN, Merck Sharp & Dohme Limited, European Patent
Department
Hertford Road, Hoddesdon, Hertfordshire EN11 9BU, United Kingdom
[ADP No. 73268443001]

Publication No EP2358686 dated 24.08.2011

Publication in English

Examination requested 20.06.2011

Patent Granted with effect from 26.09.2012 (Section 25(1)) with title ARYL
METHYL BENZOQUINAZOLINONE M1 RECEPTOR POSITIVE ALLOSTERIC MODULATORS

10.2012 Notification of change of Address For Service name and address of
MERCK SHARP & DOHME CORP., 126 East Lincoln Avenue, Rahway NJ
07065-0907, United States of America [ADP No. 79384491001]
to
MERCK & CO., INC, European Patent Department, Hertford Road,
HODDESDON, Hertfordshire, EN11 9BU, United Kingdom [ADP No. 09618943001]
dated 17.09.2012. Written notification filed on EP REG ADMIN
Entry Type 7.1 Staff ID. RSID Auth ID. A1

**** END OF REGISTER ENTRY ****

OA80-01
NA

OPTICS - PATENTS

08/04/13 09:04:21
PAGE: 1

RENEWAL DETAILS

PUBLICATION NUMBER EP2358686

PROPRIETOR(S)

Merck Sharp & Dohme Corp., 126 East Lincoln Avenue, Rahway NJ
07065-0907, United States of America

DATE FILED 19.11.2009

DATE GRANTED 26.09.2012

DATE NEXT RENEWAL DUE 19.11.2013

DATE NOT IN FORCE

DATE OF LAST RENEWAL

YEAR OF LAST RENEWAL 00

STATUS PATENT IN FORCE

**** END OF REPORT ****

(19)



(11)

EP 2 358 686 B1

(12)

EUROPEAN PATENT SPECIFICATION

(45) Date of publication and mention
of the grant of the patent:
26.09.2012 Bulletin 2012/39

(51) Int Cl:
C07D 239/88 ^(2006.01) **C07D 401/06** ^(2006.01)
C07D 401/14 ^(2006.01) **C07D 403/04** ^(2006.01)
C07D 471/04 ^(2006.01) **A61K 31/517** ^(2006.01)
A61P 25/28 ^(2006.01)

(21) Application number: **09761104.0**

(22) Date of filing: **19.11.2009**

(86) International application number:
PCT/US2009/065060

(87) International publication number:
WO 2010/059773 (27.05.2010 Gazette 2010/21)

(54) **ARYL METHYL BENZOQUINAZOLINONE M1 RECEPTOR POSITIVE ALLOSTERIC
MODULATORS**

ARYLMETHYLBENZOCHINAZOLINONVERBINDUNGEN ALS POSITIVE ALLOSTERE
MODULATOREN DES M1-REZEPTORS

MODULATEURS ALLOSTÉRIQUES POSITIFS DU RÉCEPTEUR M1 D
ARYLMÉTHYLBENZOQUINAZOLINONE

(84) Designated Contracting States:
**AT BE BG CH CY CZ DE DK EE ES FI FR GB GR
HR HU IE IS IT LI LT LU LV MC MK MT NL NO PL
PT RO SE SI SK SM TR**
Designated Extension States:
AL BA RS

(30) Priority: **20.11.2008 US 199740 P**

(43) Date of publication of application:
24.08.2011 Bulletin 2011/34

(73) Proprietor: **Merck Sharp & Dohme Corp.
Rahway, NJ 07065-0907 (US)**

(72) Inventors:
• **KUDUK, Scott, D.
Rahway
New Jersey 07065-0907 (US)**

- **BESHORE, Douglas, C.
Rahway
New Jersey 07065-0907 (US)**
- **DI MARCO, Christina, Ng
Rahway
New Jersey 07065-0907 (US)**
- **GRESHOCK, Thomas, J.
Rahway
New Jersey 07065-0907 (US)**

(74) Representative: **Buchan, Gavin MacNicol
Merck Sharp & Dohme Limited
European Patent Department
Hertford Road
Hoddesdon
Hertfordshire EN11 9BU (GB)**

(56) References cited:
**EP-A- 1 122 253 WO-A-2008/002621
US-A- 5 753 663**

Note: Within nine months of the publication of the mention of the grant of the European patent in the European Patent Bulletin, any person may give notice to the European Patent Office of opposition to that patent, in accordance with the Implementing Regulations. Notice of opposition shall not be deemed to have been filed until the opposition fee has been paid. (Art. 99(1) European Patent Convention).

Description

FIELD OF THE INVENTION

- 5 **[0001]** The invention is directed to a class of aryl methyl benzoquinazolinone compounds, their salts, pharmaceutical compositions comprising them and their use in therapy of the human body. In particular, the invention is directed to a class of benzoquinazolinone compounds which are muscarinic M1 receptor positive allosteric modulators, and hence are useful in the treatment of Alzheimer's Disease and other diseases mediated by the muscarinic M1 receptor.

10 BACKGROUND OF THE INVENTION

- [0002]** Alzheimer's Disease is a common neurodegenerative disease affecting the elderly, resulting in progressive memory impairment, loss of language and visuospatial skills, and behavior deficits. Characteristics of the disease include degeneration of cholinergic neurons in the cerebral cortex, hippocampus, basal forebrain, and other regions of the brain, neurofibrillary tangles, and accumulation of the amyloid β peptide ($A\beta$). $A\beta$ is a 39-43 amino acid produced in the brain by processing of the beta-amyloid precursor protein (APP) by the beta-amyloid protein cleaving enzyme ("beta secretase" or "BACE") and gamma-secretase. The processing leads to accumulation of $A\beta$ in the brain.

- 15 **[0003]** Cholinergic neurotransmission involves the binding of acetylcholine either to the nicotinic acetylcholine receptor (nAChR) or to the muscarinic acetylcholine receptor (mAChR). It has been hypothesized that cholinergic hypofunction contributes to the cognitive deficits of patients suffering from Alzheimer's Disease. Consequently, acetyl cholinesterase inhibitors, which inhibit acetylcholine hydrolysis, have been approved in the United States for use in the treatment of the cognitive impairments of Alzheimer's Disease patients. While acetyl cholinesterase inhibitors have provided some cognitive enhancement in Alzheimer's Disease patients, the therapy has not been shown to change the underlying disease pathology.

- 25 **[0004]** A second potential pharmacotherapeutic target to counteract cholinergic hypofunction is the activation of muscarinic receptors. Muscarinic receptors are prevalent throughout the body. Five distinct muscarinic receptors (M1-M5) have been identified in mammals. In the central nervous system, muscarinic receptors are involved in cognitive, behavior, sensory, motor and autonomic functions. The muscarinic M1 receptor, which is prevalent in the cerebral cortex, hippocampus and striatum, has been found to have a major role in cognitive processing and is believed to have a role in the pathophysiology of Alzheimer's Disease. See Eglen et al, TRENDS in Pharmacological Sciences, 2001, 22:8, 409-414. In addition, unlike acetyl cholinesterase inhibitors, which are known to provide only symptomatic treatment, M1 agonists also have the potential to treat the underlying disease mechanism of Alzheimer's Disease. The cholinergic hypothesis of Alzheimer's Disease is linked to both β -amyloid and hyperphosphorylated tau protein. Formation of β -amyloid may impair the coupling of the muscarinic receptor with G-proteins. Stimulation of the M1 muscarinic receptor has been shown to increase formation of the neuroprotective α APPs fragment, thereby preventing the formation of the $A\beta$ peptide. Thus, M1 agonists may alter APP processing and enhance α APPs secretion. See Fisher, Jpn J Pharmacol, 2000, 84: 101-112.

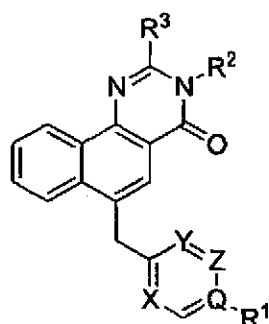
- 35 **[0005]** However, M1 ligands which have been developed and studied for Alzheimer's Disease have produced side effects common to other muscarinic receptor ligands, such as sweating, nausea and diarrhea. See Spalding et al, Mol Pharmacol, 2002, 61:6, 1297-1302.

- 40 **[0006]** The muscarinic receptors are known to contain one or more allosteric sites, which may alter the affinity with which muscarinic ligands bind to the primary binding or orthosteric sites. See, e.g., S. Lazareno et al, Mol Pharmacol, 2002, 62:6, 1491-1505; S. Lazareno et al, Mol Pharmacol, 2000, 58, 194-207. Benzyl-substituted quinolone M1 receptor positive allosteric modulators are disclosed in WO2000/002621.

- 45 **[0007]** Thus the compounds of the invention, which are muscarinic M1 receptor positive allosteric modulators, are believed to be useful in the treatment of Alzheimer's Disease and other diseases mediated by the muscarinic M1 receptor.

SUMMARY OF THE INVENTION

- 50 **[0008]** The present invention is directed to novel aryl methyl benzoquinazolinone compounds of generic formula (I)

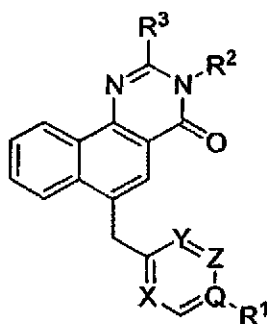


or a pharmaceutically acceptable salt thereof, which is useful as an M1 receptor positive allosteric modulator.

[0009] The invention is further directed to a compound of general formula (I), or a pharmaceutically acceptable salt thereof for use in methods of treating a patient (preferably a human) for diseases or disorders in which the M1 receptor is involved, such as Alzheimer's disease, cognitive impairment, schizophrenia, pain disorders and sleep disorders. The invention is also directed to pharmaceutical compositions which include an effective amount of a compound of formula (I), or a pharmaceutically acceptable salt thereof, and a pharmaceutically acceptable carrier, and the use of the compounds and pharmaceutical compositions of the invention in the treatment of such diseases.

DETAILED DESCRIPTION OF THE INVENTION

[0010] In one embodiment, the invention is directed to aryl methyl benzoquinazolinone compounds of general formula (I)



(I)

and pharmaceutically acceptable salts thereof, wherein X, Y and Z are each CH and Q is C, or one of X, Y, Q and Z is N and the others are CH or C, or X and Y are CH and Q, R¹ and Z are linked together to form a naphthyl group; R¹ is selected from the group consisting of

- (1) hydrogen,
- (2) aryl,
- (3) a heteroaryl group which is a cyclic or polycyclic group, having from five to twelve ring atoms, said ring atoms selected from C, O, N or S, at least one of which is O, N or S,
- (4) halogen,
- (5) -CN,
- (6) -O-C₁₋₆ alkyl,
- (7) -C₁₋₆ alkyl,
- (8) -C₂₋₆ alkenyl
- (9) -S(=O)_n-R⁴
- (10) NR^{5A}R^{5B},

wherein said aryl, heteroaryl, alkyl and alkenyl moiety is optionally substituted with one or more

- (a) halogen,

- (b) hydroxy,
- (c) $-O-C_{1-6}$ alkyl,
- (d) $-C_{1-6}$ alkyl,
- (e) $-C(=O)-(O)_m-R^6$,
- (f) $-N(R^5AR^{5B})$,
- (g) $-S(=O)_n-R^8$, or
- (h) oxo,

provided that when Q is N then R^1 is absent;

R2 is selected from the group consisting of

- (1) hydrogen,
- (2) aryl,
- (3) a heteroaryl group which is a cyclic or polycyclic group, having from five to twelve ring atoms, said ring atoms selected from C, O, N or S, at least one of which is O, N or S,
- (4) a heterocyclic group, which is a non-aromatic cyclic or polycyclic group having from five to twelve ring atoms selected from C, O, N or S, at least one of which is O, N or S,
- (5) $-O-C_{1-6}$ alkyl,
- (6) $-C_{1-6}$ alkyl,
- (7) $-C_{2-6}$ alkenyl,
- (8) $-S(=O)_n-R^4$,
- (9) $-C_{3-8}$ cycloalkyl,
- (10) $-C_{5-8}$ cycloalkenyl,
- (11) $-NR^5AR^{5B}$,

wherein said aryl, heteroaryl, heterocyclyl, alkyl, alkenyl, cycloalkyl and cycloalkenyl moiety is optionally substituted with one or more

- (a) halogen,
- (b) hydroxy,
- (c) $-O-C_{1-6}$ alkyl,
- (d) $-C_{1-6}$ alkyl,
- (e) $-S(=O)_n-R^8$,
- (f) $-C_{2-6}$ alkenyl,
- (g) $-CN$,
- (h) $-C(=O)-(O)_m-R^6$,
- (i) NR^5AR^{5B} ,
- (j) oxo,
- (k) aryl,

- (l) a heteroaryl group which is a cyclic or polycyclic group, having from five to twelve ring atoms, said ring atoms selected from C, O, N or S, at least one of which is O, N or S,
- (m) a heterocyclic group, which is a non-aromatic cyclic or polycyclic group having from five to twelve ring atoms selected from C, O, N or S, at least one of which is O, N or S
- (n) $-OC(=O)-R^6$,

wherein the alkyl, alkenyl, aryl, heteroaryl or heterocyclic moiety is optionally substituted with one or more

- (i) halogen,
- (ii) C_{1-6} alkyl, or
- (iii) $-OC_{1-6}$ alkyl;

R3 is selected from the group consisting of

- (1) hydrogen,
- (2) $-C_{1-6}$ alkyl, and
- (3) $-S(O)_n-R^4$,

wherein said R^3 alkyl moiety is optionally substituted with one or more

- (a) halogen,

(b) cyano, and

(c) $-O-C_{1-6}$ alkyl, wherein said alkyl is optionally substituted with one or more halo;

R⁴, R⁶ and R⁸ are independently selected from the group consisting of

(1) hydrogen,

(2) $-C_{1-6}$ alkyl, and

(3) $-(CH_2)_n$ -aryl,

wherein said R⁴, R⁶ and R⁸ alkyl or aryl moiety is optionally substituted with one or more

(a) halogen,

(b) cyano, and

(c) $-O-C_{1-6}$ alkyl, wherein said alkyl is optionally substituted with one or more halogen;

R^{5A} and R^{5B} are selected from the group consisting of

(1) hydrogen,

(2) $-C_{1-6}$ alkyl,

(3) $-C_{3-6}$ cycloalkyl,

(4) $-C(=O)-O-R^6$,

(5) $-S(O)_2-R^6$,

or R^{5A} and R^{5B} are linked together with the nitrogen to which they are both attached to form a 2-6 membered carbocyclic ring, wherein one or two of the ring carbon atoms is optionally replaced by a nitrogen, oxygen or sulfur;

m is 0 or 1; and

n is 0, 1 or 2.

[0011] In particular embodiments, Q is C, X and Y each CH and Z is N.

[0012] In other embodiments, X, Y, Z are each CH, and Q is C.

[0013] In other embodiments, X and Z are each CH, Q is C and Y is N.

[0014] In other embodiments, X and Y are CH, and Q, R¹ and Z are linked together to form a naphthyl group.

[0015] In particular embodiments of the compounds of formula (I), R¹ is selected from the group consisting of

(1) halogen (suitably fluoro or chloro),

(2) $-CN$,

(3) $-O-C_{1-6}$ alkyl, or

(4) $-C_{1-6}$ alkyl,

wherein said alkyl is optionally substituted with one or more

(a) halogen,

(b) hydroxy,

(c) $-O-C_{1-6}$ alkyl,

(d) $-C_{1-6}$ alkyl,

(e) $-C(=O)-(O)_m-R^6$,

(f) $-NR^{5A}R^{5B}$, or

(g) oxo.

[0016] In other embodiments of the compounds of formula (I), R¹ is selected from the group consisting of

(1) aryl, or

(2) heteroaryl, as described above,

wherein said aryl or heteroaryl is optionally substituted as described above. A suitable R¹ aryl group is phenyl. Suitable R¹ heteroaryl groups include pyridyl, pyrazolyl, pyrimidinyl, and imidazolyl. In certain embodiments, the R¹ aryl or heteroaryl moiety is optionally substituted with one or more

(a) halogen,

(b) hydroxy,

(c) $-O-C_{1-6}$ alkyl

(d) $-C_{1-6}$ alkyl, or

(e) $-S(=O)_n-R^8$.

[0017] Exemplary R^1 groups include hydrogen, methyl, isopropyl, 1-hydroxy-1-methylethyl, hydroxymethyl, cyano, methylsulfonyl, oxo, chloro, methoxy, phenyl, 1-methyl-1H-pyrazol-4-yl, 1H-pyrazol-1-yl, 1-isobutyl-1H-pyrazol-4-yl, 1H-pyrazol-4-yl, 3-pyridyl, 6-fluoro-pyridyl-3-yl, 6-methoxy-pyridyl-3-yl, 6-methyl-pyridyl-3-yl, 5-fluoro-pyridyl-3-yl, 5-methyl-pyridyl-3-yl, 5-methyl-pyridyl-3-yl, 5-chloro-pyridyl-3-yl, 5-methoxy-pyridyl-3-yl, 1-methyl-1H-imidazolyl and dimethylamino.

[0018] In particular, embodiments of the compounds of formula (I), R^2 is $-C_{3-8}$ cycloalkyl, such as cyclopentyl or cyclohexyl, optionally substituted as described above. Suitably, the $-C_{3-8}$ cycloalkyl group is substituted with one or more

- (a) hydroxy,
- (b) $-O-C_{1-6}$ alkyl, or
- (c) oxo.

[0019] In other embodiments, R^2 is selected from the group consisting of

- (1) aryl, or
- (2) heteroaryl (as described above), or
- (3) $-C_{1-6}$ alkyl, wherein said aryl, heteroaryl or alkyl is optionally substituted as described above. Suitably, the R^2 aryl group is phenyl. Suitable R^2 heteroaryl groups include pyridyl, pyrazolyl, imidazolyl, indazolyl, triazolyl and azaindolizyl. In some embodiments, the aryl, heteroaryl or alkyl group is substituted with one or more

- (a) halogen,
- (b) hydroxy,
- (c) $-O-C_{1-6}$ alkyl,
- (d) $-C_{1-6}$ alkyl,
- (e) $-CN$,
- (f) $-C(=C)-(C)_m-R^6$,
- (g) $-NR^{5A}R^{5B}$,
- (h) oxo,
- (i) aryl, and
- (j) heteroaryl.

[0020] Exemplary R^2 groups include 2-hydroxycyclohexyl (suitably 1S, 2S-2-hydroxycyclohexyl), 2-methoxycyclohexyl, 2-methyl-2-hydroxy-cyclohexyl, 2-aminocyclohexyl, 2-methylaminocyclohexyl, 2-acetylaminocyclohexyl, 2-dimethylaminocyclohexyl, 2-oxycyclohexyl, 2-acetylcyclohexyl, 2-acetoxycyclohexyl, 2-mesylaminocyclohexyl, 2-acetamide cyclohexyl, 2-hydroxycyclopentyl, 5-methyl-1H-pyrazol-3-yl, 1H-pyrazol-3-yl, 4-(2-thienyl)-1H-pyrazol-3-yl, 4-(2-pyridyl)-1H-pyrazol-3-yl, 4-cyano-2-methyl-1H-pyrazol-3-yl, 4-carboxyethyl-2-methyl-1H-pyrazol-3-yl, 3-fluorophenyl-1H-pyrazol-3-yl, (1-ethyl-piperidin-4-yl)-1H-pyrazol-4-yl, 3-pyridyl, 4-pyridyl, phenyl, 2-fluorophenyl, 2-methylphenyl, hydrogen, isobutyl, 2-hydroxyethyl, 2-cyanoethyl, methyl, allyl, tetrahydropyran, cycloalkenyl, 1,2,4-triazol-3-yl, 5-furan-2-yl-1,2,4-triazol-3-yl, 5-pyridin-2-yl-1,2,4-triazol-3-yl, 1-phenyl-1,2,4-triazol-3-yl, 1-methyl-1,2,3-triazol-4-yl, 2-methyl-1,2,3-triazol-4-yl, indazol-3-yl, azaindolizine and tetrahydropyrazopyrimidine.

[0021] In particular embodiments of the compounds of formula (I), R^3 is hydrogen.

[0022] In alternative embodiments of the compounds of formula (I), R^3 is selected from $-C_{1-6}$ alkyl (typically methyl or ethyl), and $-S(O)_n-R^4$, wherein R^4 is typically $-C_{1-6}$ alkyl, such as methyl or ethyl.

[0023] Exemplary R^3 groups include hydrogen, methyl, and methylthio.

[0024] In one embodiment, the invention is directed to methods of treating a patient (preferably a human) for diseases in which the M1 receptor is involved, such as Alzheimer's Disease, cognitive impairment, schizophrenia, pain disorders and sleep disorders, by administering to the patient a therapeutically effective amount of a compound of general formula (I).

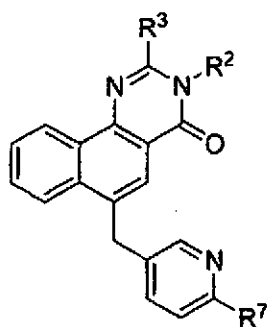
[0025] The invention is also directed to the use of a compound of formula (I) for treating diseases or disorders in which the M1 receptor is involved, such as Alzheimer's disease, cognitive impairment, schizophrenia, pain disorders and sleep disorders.

[0026] The invention is also directed to medicaments or pharmaceutical compositions for treating diseases or disorders in which the M1 receptor is involved, such as Alzheimer's disease, cognitive impairment, schizophrenia, pain disorders and sleep disorders, which comprise a compound of formula (I), or a pharmaceutically acceptable salt thereof, and a pharmaceutically acceptable carrier.

[0027] The invention is further directed to a method for the manufacture of a medicament or a composition for treating

diseases or disorders in which the M1 receptor is involved, such as Alzheimer's disease, cognitive impairment, schizophrenia, pain disorders and sleep disorders, comprising combining a compound of formula (I) with one or more pharmaceutically acceptable carriers.

[0028] Within the genus of compounds of formula (I), there is a sub-genus of compounds of formula (II):



(II)

and pharmaceutically acceptable salts thereof, wherein R^2 and R^3 are as described above, and R^7 is selected from the group consisting of

- (1) hydrogen,
- (2) aryl,
- (3) heteroaryl (as described above),
- (4) halogen,
- (5) -CN,
- (6) -O-C₁₋₆ alkyl,
- (7) -C₁₋₆ alkyl,
- (8) -C₂₋₆ alkenyl
- (9) -S(=O)_n-R⁴, and
- (10) -NR^{5A}R^{5B},

wherein said aryl, heteroaryl, alkyl and alkenyl moiety is optionally substituted with one or more

- (a) halogen,
- (b) hydroxy,
- (c) -O-C₁₋₆ alkyl,
- (d) -C₁₋₆ alkyl,
- (e) -C(=O)-(O)_m-R⁸,
- (f) -N(R^{5A}R^{5B}),
- (g) -S(=O)_n-R⁸, and
- (h) oxo.

[0029] In particular embodiments of the compounds of formula (II), R^7 is selected from the group consisting of

- (1) halogen (suitably fluoro or chloro),
- (2) -CN,
- (3) -O-C₁₋₆ alkyl, or
- (4) -C₁₋₆ alkyl,

wherein said alkyl is optionally substituted with one or more

- (a) halogen,
- (b) hydroxy,
- (c) -O-C₁₋₆ alkyl,
- (d) -C₁₋₆ alkyl,
- (e) -C(=O)-(O)_m-R⁶
- (f) -NR^{5A}R^{5B}, and
- (g) oxo.

[0030] In other embodiments of the compounds of formula (II), R^7 is selected from the group consisting of

(1) aryl; or

(2) heteroaryl (as described above),

wherein said aryl or heteroaryl is optionally substituted as described above. A suitable R^7 aryl group is phenyl. Suitable R^7 heteroaryl groups include pyridyl, pyrazolyl, pyrimidinyl, and imidazolyl. In certain embodiments, the R^7 aryl or heteroaryl is substituted with one or more

(a) halogen,

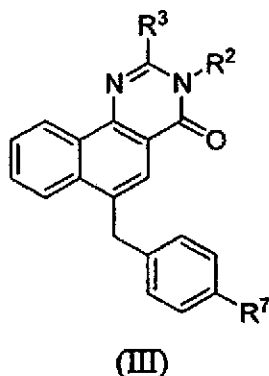
(b) hydroxy,

(c) $-O-C_{1-6}$ alkyl, or

(d) $-C_{1-6}$ alkyl.

[0031] Exemplary R^7 groups for compounds of formula (II) groups include methyl, 1-methyl-1H-pyrazol-4-yl, 1H-pyrazol-1-yl, cyano, methylsulfonyl, chloro, isopropyl, 1-hydroxy-1-methylethyl, hydroxymethyl, oxo, 3-pyridyl, 1-methyl-1H-imidazolyl, dimethylamino, cyano, 1-isobutyl-1H-pyrazol-4-yl, 1H-pyrazol-4-yl, 6-fluoro-pyridyl-3-yl, 6-methoxy-pyridyl-3-yl, 6-methyl-pyridyl-3-yl, 5-fluoro-pyridyl-3-yl, 5-methyl-pyridyl-3-yl, 5-methyl-pyridyl-3-yl, 5-chloro-pyridyl-3-yl and 5-methoxy-pyridyl-3-yl.

[0032] In another sub-genus within the genus of compounds of formula (I), there are compounds of formula (III):



and pharmaceutically acceptable salts thereof, wherein R^2 and R^3 are as described above, and R^7 is selected from the group consisting of

(1) hydrogen,

(2) aryl,

(3) heteroaryl (as described above),

(4) halogen,

(5) $-CN$,

(6) $-O-C_{1-6}$ alkyl,

(7) $-C_{1-6}$ alkyl,

(8) $-C_{2-6}$ alkenyl

(9) $-S(=O)_n-R^8$, and

(10) $-NR^{5A}R^{5B}$,

wherein said aryl, heteroaryl, alkyl and alkenyl moiety is optionally substituted with one or more

(a) halogen,

(b) hydroxy,

(c) $-O-C_{1-6}$ alkyl,

(d) $-C_{1-6}$ alkyl,

(e) $-C(=O)-(O)_m-R^6$,

(f) $-N(R^{5A}R^{5B})$,

(g) $-S(=O)_n-R^4$, and

(h) oxo.

[0033] In particular embodiments of the compounds of formula (III), R⁷ is selected from the group consisting of

- (1) halogen (suitably fluoro or chloro),
- (2) -CN,
- (3) -O-C₁₋₆ alkyl, or
- (4) -C₁₋₆ alkyl,

wherein said alkyl is optionally substituted as described above.

[0034] In other embodiments of the compounds of formula (III), R⁷ is selected from the group consisting of

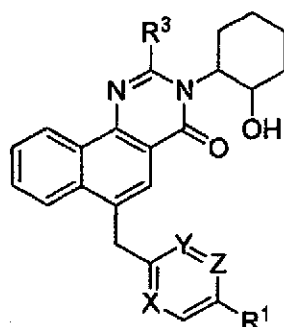
- (1) aryl, or
- (2) heteroaryl (as described above),

wherein said aryl or heteroaryl is optionally substituted as described above. A suitable R⁷ aryl group is phenyl. Suitable R⁷ heteroaryl groups include pyridyl, pyrazolyl, pyrimidinyl, and imidazolyl. In certain embodiments, the R⁷ aryl or heteroaryl is substituted with one or more

- (a) halogen,
- (b) hydroxy,
- (c) -O-C₁₋₆ alkyl, or
- (d) -C₁₋₆ alkyl.

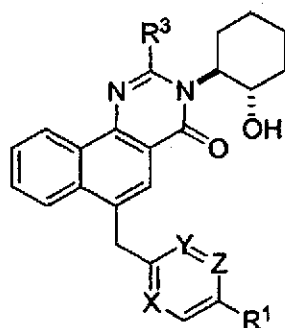
[0035] Exemplary R⁷ groups for compounds of formula (III) include methoxy, chloro, 1-methyl-1*H*-pyrazol-4-yl, 3-pyridyl, phenyl, 1*H*-pyrazol-1-yl and hydrogen.

[0036] In another sub-genus within the genus of compounds of formula (I), there are compounds of formula (IV):



(IV)

and pharmaceutically acceptable salts thereof, wherein X, Y, Z, R¹ and R³ are as described above. In particular embodiments, compounds of formula (IV) have a particular relative stereochemistry. In this embodiment, the bonds between the benzoquinazoline nitrogen and the 1-carbon on the cyclohexyl ring, and the bond between the hydroxy and the 2-carbon on the cyclohexyl ring, are *trans* (i.e., are in opposite stereochemical configurations), as shown below in formula (IVA):



(IVA)

[0037] Compounds of formula (IVA) have either a (1*S*, 2*S*) or (1*R*, 2*R*) absolute stereochemistry.

[0038] In particular embodiments of compounds of formulae (IV) and (IVA), X and Y are each CH and Z is N.

[0039] In other embodiments of compounds of formulae (IV) and (IVA), X, Y and Z are each CH.

[0040] In other embodiments of compounds of formulae (IV) and (IVA), X and Z are each CH, and Y is N. In other embodiments of compounds of formulae (IV) and (IVA), X and Y are each CH and Q, R¹ and Z are linked together to form a naphthyl group.

[0041] In particular embodiments of the compounds of formulae (IV) and (IVA), R¹ is selected from the group consisting of

(1) halogen (suitably fluoro or chloro),

(2) -CN,

(3) -O-C₁₋₆ alkyl, or

(4) -C₁₋₆ alkyl,

wherein said alkyl is optionally substituted as described above. Suitably, the R¹ alkyl moiety is optionally substituted with one or more

(a) halogen,

(b) hydroxy,

(c) -O-C₁₋₆ alkyl,

(d) -C₁₋₆ alkyl,

(e) -C(=O)-(O)_m-R⁶,

(f) -N(R^{5A}R^{5B}),

(g) -S(=O)_n-R⁸, or

(h) oxo.

[0042] In other embodiments of the compounds of formulae (IV) and (IVA), R¹ is selected from the group consisting of

(1) aryl, or

(2) heteroaryl,

wherein said aryl or heteroaryl is optionally substituted as described above. A suitable R¹ aryl group is phenyl. Suitable R¹ heteroaryl groups include pyridyl, pyrazolyl, pyrimidinyl, and imidazolyl. In certain embodiments, the R¹ aryl or heteroaryl moiety is substituted with one or more

(a) halogen,

(b) hydroxy,

(c) -O-C₁₋₆ alkyl, or

(d) -C₁₋₆ alkyl.

[0043] Specific embodiments of formula (I) are described herein as Examples 1-131, such as *rac*-3-[*trans*-2-hydroxycyclohexyl]-6-[(6-methylpyridin-3-yl)methyl]benzo[*h*]quinazolin-4(3*H*)-one (Example 1);

3-[(1*S*,2*S*)-2-hydroxycyclohexyl]-6-[(6-methylpyridin-3-yl)methyl]benzo[*h*]quinazolin-4(3*H*)-one (Example 2);

6-(4-methoxybenzyl)-3-(5-methyl)-1*H*-pyrazol-3-ylbenzo[*h*]quinazolin-4(3*H*)-one (Example 3);

6-(4-methoxybenzyl)-3-pyridin-3-ylbenzo[*h*]quinazolin-4(3*H*)-one (Example 4);

rac-3-[*trans*-2-hydroxycyclohexyl]-6-[[6-(1-methyl-1*H*-pyrazol-4-yl)pyridine-3-yl]methyl]benzo[*h*]quinazolin-4(3*H*)-one (Example 5);

rac-3-[*trans*-2-hydroxycyclohexyl]-6-[[6-(1*H*-pyrazol-1-yl)pyridin-3-yl]methyl]benzo[*h*]quinazolin-4(3*H*)-one (Example 6);

rac-5-[[3-[*trans*-2-hydroxycyclohexyl]-4-oxo-3,4-dihydrobenzo[*h*]quinazolin-6-yl]methyl]pyridine-2-carbonitrile (Example 7);

rac-3-[*trans*-2-hydroxycyclohexyl]-6-[[6-methylsulfonyl]pyridine-3-yl]methyl]benzo[*h*]quinazolin-4(3*H*)-one (Example 8);

rac-3-[*trans*-2-hydroxycyclohexyl]-6-[[6-methoxypyridin-3-yl]methyl]benzo[*h*]quinazolin-4(3*H*)-one (Example 9);

6-[[6-chloropyridin-3-yl]methyl]-3-(2-oxocyclohexyl)benzo[*h*]quinazolin-4(3*H*)-one (Example 10);

trans-2-[6-[[6-chloropyridin-3-yl]methyl]-4-oxobenzo[*h*]quinazolin-3(4*H*)-yl]cyclohexyl *rac*-acetate (Example 11);

N-[(1*S*,2*S*)-2-[6-[[6-chloropyridin-3-yl]methyl]-4-oxobenzo[*h*]quinazolin-3(4*H*)-yl]cyclohexyl]acetamide (Example 12);

3-[(1*S*,2*S*)-2-hydroxycyclohexyl]-6-[[6-isopropylpyridin-3-yl]methyl]benzo[*h*]quinazolin-4(3*H*)-one (Example 13);

3-[(1*S*,2*S*)-2-hydroxycyclohexyl]-6-[[6-(1-hydroxy-1-methylethyl)pyridin-3-yl]methyl]benzo[*h*]quinazolin-4(3*H*)-one (Example 14);

rac-3-[*trans*-2-hydroxycyclohexyl]-6-[[6-(hydroxymethyl)pyridine-3-yl]methyl]benzo[*h*]quinazolin-4(3*H*)-one (Example 15);

rac-3-[*trans*-2-hydroxycyclohexyl]-6-[(1-methyl-6-oxo-1,6-dihydropyridin-3-yl)methyl]benzo[*h*]quinazolin-4(3*H*)-one (Example 16);

3-[(1*S*,2*S*)-2-hydroxycyclohexyl]-6-[[6-methyl-1-oxidopyridin-3-yl]methyl]benzo[*h*]quinazolin-4(3*H*)-one (Example 17);

3-[(1*S*,2*S*)-2-hydroxycyclohexyl]-6-(pyridin-2-ylmethyl)benzo[*h*]quinazolin-4(3*H*)-one (Example 18);

6-[[6-chloropyridin-3-yl]methyl]-3-[(1*S*,2*S*)-2-hydroxycyclohexyl]-2-methylbenzo[*h*]quinazolin-4(3*H*)-one (Example 19);

and pharmaceutically acceptable salts thereof. Suitable pharmaceutically acceptable salts include ammonium, sodium, potassium, hydrochloride, hydrobromide and fumarate.

[0044] The invention is also directed to methods of treating a patient (preferably a human) for diseases or disorders in which the M1 receptor is involved, such as Alzheimer's Disease, cognitive impairment, schizophrenia, pain disorders and sleep disorders, by administering to the patient a therapeutically effective amount of a compound of formulae (II), (III), (IV) and (IVA), or a pharmaceutically acceptable salt thereof.

[0045] The invention is also directed to the use of a compound of formulae (II), (III), (IV) and (IVA), for treating a disease or disorder in which the M1 receptor is involved, such as Alzheimer's Disease, cognitive impairment, schizophrenia, pain disorders and sleep disorders, by administering to the patient a compound of formulae (II), (III), (IV) and (IVA), or a pharmaceutically acceptable salt thereof.

[0046] The invention is also directed to medicaments or pharmaceutical compositions for the treatment of diseases or disorders in a patient (preferably a human) in which the M1 receptor is involved, such as Alzheimer's Disease, cognitive impairment, schizophrenia, pain disorders, and sleep disorders, which comprise a compound of formulae (II), (III), (IV) and (IVA), or a pharmaceutically acceptable salt thereof, and a pharmaceutically acceptable carrier.

[0047] The invention is also directed to a method for the manufacture of a medicament or a pharmaceutical composition for treating diseases in which M1 receptor is involved, such as Alzheimer's Disease, cognitive impairment, schizophrenia, pain disorders, and sleep disorders, comprising combining a compound of formulae (II), (III), (IV) and (IVA), or a pharmaceutically acceptable salt thereof, with a pharmaceutically acceptable carrier.

[0048] Where a variable occurs more than once in any of formulae (II), (III), (IV) and (IVA) or in a substituent thereof, the individual occurrences of that variable are independent of each other, unless otherwise specified.

[0049] As used herein, the term "alkyl," by itself or as part of another substituent, means a saturated straight or branched chain hydrocarbon radical having the number of carbon atoms designated (e.g., C₁₋₁₀ alkyl means an alkyl group having from one to ten carbon atoms). Preferred alkyl groups for use in the invention are C₁₋₆ alkyl groups, having from one to six atoms. Exemplary alkyl groups include methyl, ethyl, n-propyl, isopropyl, n-butyl, isobutyl, *tert*-butyl, pentyl, hexyl, and the like. Co alkyl means a bond.

[0050] As used herein, the term "cycloalkyl," by itself or as part of another substituent, means a saturated cyclic hydrocarbon radical having the number of carbon atoms designated (e.g., C₃₋₁₂ cycloalkyl means a cycloalkyl group having from three to twelve carbon atoms). The term cycloalkyl as used herein includes mono-, bi- and tricyclic saturated carbocycles, spirocycles, and bridged and fused ring carbocycles.

[0051] Preferred cycloalkyl groups for use in the invention are monocyclic C₃₋₈ cycloalkyl groups, having from three to eight carbon atoms. Exemplary monocyclic cycloalkyl groups include cyclopropyl, cyclobutyl, cyclopentyl, cyclohexyl and the like. Exemplary bridged cycloalkyl groups include adamantyl and norbornyl. Exemplary fused cycloalkyl groups include decahydronaphthalene.

[0052] As used herein, the term "alkenyl," by itself or as part of another substituent, means a straight or branched chain hydrocarbon radical having a single carbon-carbon double bond and the number of carbon atoms designated (e.g., C₂₋₁₀ alkenyl means an alkenyl group having from two to ten carbon atoms). Preferred alkenyl groups for use in

the invention are C₂₋₆ alkenyl groups, having from two to six carbon atoms. Exemplary alkenyl groups include ethenyl and propenyl.

[0053] As used herein, the term "cycloalkyl," by itself or as part of another substituent, means a saturated cycloalkyl hydrocarbon radical having the number of carbon atoms designated (e.g., C₃₋₁₂ cycloalkyl means a cycloalkyl group having from three to twelve carbon atoms). The term cycloalkyl as used herein includes mono-, bi- and tricyclic saturated carbocycles, spirocycles, and bridged and fused ring carbocycles.

[0054] Preferred cycloalkyl groups for use in the invention are monocyclic C₃₋₈ cycloalkyl groups, having from three to eight carbon atoms. Exemplary monocyclic cycloalkyl groups include cyclopropyl, cyclobutyl, cyclopentyl, cyclohexyl and the like. Exemplary bridged cycloalkyl groups include adamantyl and norbornyl. Exemplary fused cycloalkyl groups include decahydronaphthalene.

[0055] As used herein, the term "aryl," by itself or as part of another substituent, means an aromatic cyclic hydrocarbon radical. Preferred aryl groups have from six to ten carbons atoms. The term "aryl" includes multiple ring systems as well as single ring systems. Preferred aryl groups for use in the invention include phenyl and naphthyl.

[0056] The term "aryl" also includes fused cyclic hydrocarbon rings which are partially aromatic (i.e., one of the fused rings is aromatic and the other is non-aromatic). An exemplary aryl group which is partially aromatic is indanyl.

[0057] As used herein, the term "heteroaryl," by itself or as part of another substituent, means a cyclic or polycyclic group having from five to twelve ring atoms selected from C, N, O and S, wherein at least one ring heteroatom is O, N or S, and wherein at least one of the constituent rings is aromatic. Exemplary heteroaryl groups for use in the invention include carbazolyl, carbolinyl, chromenyl, cinnolinyl, furanyl, benzofuranyl, benzofurazanyl, isobenzofuranyl, imidazolyl, benzimidazolyl, benzimidazolonyl, indazolyl, indolyl, isoindolyl, indolinyl, indolaziny, indynyl, oxadiazolyl, oxazolyl, benzoxazolyl, isoxazolyl, pyranyl, pyrazinyl, pyrazolyl, benzopyrazolyl, pyridaziny, pyridyl, pyrimidinyl, pyrrolyl, quinolyl, isoquinolyl, tetrazolyl, thiazolyl, isothiazolyl, thiadiazolyl, thienyl, benzothioenyl, benzothiazolyl, quinoxaliny, triazinyl and triazolyl, and N-oxides thereof.

[0058] In one such embodiment, the heteroaryl groups have 5 or 6 ring atoms.

[0059] For example, one subgroup of heteroaryl groups have 5 or 6 ring atoms and a single heteroatom, which is nitrogen. Exemplary heteroaryl groups in this embodiment are pyridyl and pyrrolyl.

[0060] Another subgroup of heteroaryl groups have 5 or 6 ring atoms and two heteroatoms, which are selected from sulfur and nitrogen. Exemplary heteroaryl groups in this embodiment are pyrazolyl, imidazolyl and thienyl.

[0061] Another subgroup of heteroaryl groups have 5 or 6 ring atoms and three heteroatoms, which are selected from sulfur and nitrogen. An exemplary heteroaryl group in this embodiment includes triazolyl.

[0062] Another subgroup of heteroaryl groups have 7, 8 or 9 ring atoms and two heteroatoms, which are selected from oxygen, sulfur and nitrogen. Exemplary heteroaryl groups in this embodiment are indazole and azaindolizine.

[0063] The term "heteroaryl" also includes fused cyclic heterocyclic rings which are partially aromatic (i.e., one of the fused rings is aromatic and the other is non-aromatic). An exemplary heteroaryl group which is partially aromatic is benzodioxol.

[0064] When a heteroaryl group as defined herein is substituted, the substituent may be bonded to a ring carbon atom of the heteroaryl group, or on a ring heteroatom (i.e., a nitrogen, oxygen or sulfur), which has a valence which permits substitution. Preferably, the substituent is bonded to a ring carbon atom. Similarly, when a heteroaryl group is defined as a substituent herein, the point of attachment may be at a ring carbon atom of the heteroaryl group, or on a ring heteroatom (i.e., a nitrogen, oxygen or sulfur), which has a valence which permits attachment. Preferably, the attachment is at a ring carbon atom.

[0065] As used herein, the term "heterocyclic," by itself or as part of another substituent, means a cycloalkyl group as defined above, in which one or more of the ring carbon atoms is replaced with a heteroatom (such as N, S or O). Suitable non-aromatic heterocyclic groups for use in the invention include piperidinyl, piperazinyl, morpholinyl, thiomorpholinyl, tetrahydropyranyl, tetrahydrofuranyl and tetrahydropyrazopyrimidine. Preferred heterocyclic groups for use in the invention have four to eight ring atoms and a single nitrogen or oxygen heteroatom.

[0066] When a heterocyclic group as defined herein is substituted, the substituent may be bonded to a ring carbon atom of the heterocyclic group, or to a ring heteroatom (i.e., a nitrogen, oxygen or sulfur), which has a valence which permits substitution. Preferably, the substituent is bonded to a ring carbon atom. Similarly, when a heterocyclic group is defined as a substituent herein, the point of attachment may be at a ring carbon atom of the heterocyclic group, or on a ring heteroatom (i.e., a nitrogen, oxygen or sulfur), which has a valence which permits attachment. Preferably, the attachment is at a ring carbon atom.

[0067] As used herein, the term "halo" or "halogen" includes fluoro, chloro, bromo and iodo.

[0068] The compounds of the invention may have one or more asymmetric centers. Compounds with asymmetric centers give rise to enantiomers (optical isomers), diastereomers (configurational isomers) or both, and it is intended that all of the possible enantiomers and diastereomers in mixtures and as pure or partially purified compounds are included within the scope of this invention. The present invention is meant to encompass all such isomeric forms of the compounds of formulae (I), (II), (III), (IV) and (IVA).

[0069] Formulae (I), (II), (III), (IV) and (IVA) are shown above without a definite stereochemistry. The present invention includes all stereoisomers of formulae (I), (II), (III), (IV) and (IVA) and pharmaceutically acceptable salts thereof.

[0070] The independent syntheses of the enantiomerically or diastereomerically enriched compounds, or their chromatographic separations, may be achieved as known in the art by appropriate modification of the methodology disclosed herein. Their absolute stereochemistry may be determined by the x-ray crystallography of crystalline products or crystalline intermediates that are derivatized, if necessary, with a reagent containing an asymmetric center of known absolute configuration.

[0071] If desired, racemic mixtures of the compounds may be separated so that the individual enantiomers or diastereomers are isolated. The separation can be carried out by methods well known in the art, such as the coupling of a racemic mixture of compounds to an enantiomerically pure compound to form a diastereomeric mixture, followed by separation of the individual diastereomers by standard methods, such as fractional crystallization or chromatography. The coupling reaction is often the formation of salts using an enantiomerically pure acid or base. The diastereomeric derivatives may then be converted to the pure enantiomers by cleavage of the added chiral residue. The racemic mixture of the compounds can also be separated directly by chromatographic methods using chiral stationary phases, which methods are well known in the art.

[0072] Alternatively, any enantiomer or diastereomer of a compound may be obtained by stereoselective synthesis using optically pure starting materials or reagents of known configuration by methods well known in the art.

[0073] The compounds of the invention may be prepared according to the following reaction Schemes, in which variables are as defined before or are derived, using readily available starting materials, from reagents and conventional synthetic procedures. It is also possible to use variants which are themselves known to those of ordinary skill in organic synthesis art, but are not mentioned in greater detail.

[0074] The present invention also provides a method for the synthesis of compounds useful as intermediates in the preparation of compounds of the invention.

[0075] During any of the above synthetic sequences it may be necessary or desirable to protect sensitive or reactive groups on any of the molecules concerned. This may be achieved by means of conventional protecting groups, such as those described in *Protective Groups in Organic Chemistry*, ed. J.F.W.McOmie, Plenum Press, 1973, and T.W. Greene & P.G.M. Wuts, *Protective Groups in Organic Synthesis*, John Wiley & Sons, 1999. The protecting groups may be removed at a convenient sequent stage using methods known from the art.

[0076] Specific embodiments of the compounds of the invention, and methods of making them, are described in the Examples herein.

[0077] The term "substantially pure" means that the isolated material is at least 90% pure, and preferably 95% pure, and even more preferably 99% pure as assayed by analytical techniques known in the art.

[0078] As used herein, the term "muscarinic M1 receptor" refers to one of the five subtypes of the muscarinic acetylcholine receptor, which is from the superfamily of G-protein coupled receptors. The family of muscarinic receptors is described, for example, in *Pharmacol Ther*, 1993, 58:319-379; *Eur J Pharmacol*, 1996, 295:93-102, and *Mol Pharmacol*, 2002, 61:1297-1302. The muscarinic receptors are known to contain one or more allosteric sites, which may alter the affinity with which muscarinic ligands bind to the primary binding or orthosteric sites. See, e.g., S. Lazareno et al, *Mol Pharmacol*, 2002, 62:6, 1491-1505.

[0079] As used herein, the terms "positive allosteric modulator" and "allosteric potentiator" are used interchangeably, and refer to a ligand which interacts with an allosteric site of a receptor to activate the primary binding site. The compounds of the invention are positive allosteric modulators of the muscarinic M1 receptor. For example, a modulator or potentiator may directly or indirectly augment the response produced by the endogenous ligand (such as acetylcholine or xanomeline) at the orthosteric site of the muscarinic M1 receptor in an animal, in particular, a human.

[0080] The actions of ligands at allosteric receptor sites may also be understood according to the "allosteric ternary complex model," as known by those skilled in the art. The allosteric ternary complex model is described with respect to the family of muscarinic receptors in Birdsall et al, *Life Sciences*, 2001, 68:2517-2524. For a general description of the role of allosteric binding sites, see Christopoulos, *Nature Reviews: Drug Discovery*, 2002, 1:198-210.

[0081] It is believed that the compounds of the invention bind to an allosteric binding site that is distinct from the orthosteric acetylcholine site of the muscarinic M1 receptor, thereby augmenting the response produced by the endogenous ligand acetylcholine at the orthosteric site of the M1 receptor. It is also believed that the compounds of the invention bind to an allosteric site which is distinct from the xanomeline site of the muscarinic M1 receptor, thereby augmenting the response produced by the endogenous ligand xanomeline at the orthosteric site of the M1 receptor.

[0082] The term "pharmaceutically acceptable salts" refers to salts prepared from pharmaceutically acceptable non-toxic bases or acids including inorganic or organic bases and inorganic or organic acids. The compounds of the invention may be mono, di or tris salts, depending on the number of acid functionalities present in the free base form of the compound. Free bases and salts derived from inorganic bases include aluminum, ammonium, calcium, copper, ferric, ferrous, lithium, magnesium, manganic salts, manganous, potassium, sodium, zinc, and the like.

[0083] Salts in the solid form may exist in more than one crystal structure, and may also be in the form of hydrates.

Salts derived from pharmaceutically acceptable organic non-toxic bases include salts of primary, secondary, and tertiary amines, substituted amines including naturally occurring substituted amines, cyclic amines, and basic ion exchange resins, such as arginine, betaine, caffeine, choline, *N,N*-dibenzylethylene-diamine, diethylamine, 2-diethylaminoethanol, 2-dimethylaminoethanol, ethanolamine, ethylenediamine, *N*-ethylmorpholine, *N*-ethylpiperidine, glucamine, glucosamine, histidine, hydrabamine, isopropylamine, lysine, methylglucamine, morpholine, piperazine, piperidine, polyamine resins, procaine, purines, theobromine, triethylamine, trimethylamine, tripropylamine, tromethamine, and the like.

[0084] When the compound of the present invention is basic, salts may be prepared from pharmaceutically acceptable non-toxic acids, including inorganic and organic acids. Such acids include acetic, trifluoroacetic, benzenesulfonic, benzoic, camphorsulfonic, citric, ethanesulfonic, fumaric, gluconic, glutamic, hydrobromic, hydrochloric, isethionic, lactic, maleic, malic, mandelic, methanesulfonic, mucic, nitric, pamoic, pantothenic, phosphoric, succinic, sulfuric, tartaric, *para*-toluenesulfonic acid, and the like.

[0085] The present invention is directed to the use of the compounds of formulae (I), (II), (III), (IV) and (IVA) disclosed herein as M1 allosteric modulators in a patient or subject such as a mammal in need of such activity, comprising the administration of an effective amount of the compound. In addition to humans, a variety of other mammals can be treated according to the method of the present invention.

[0086] The compounds of the present invention have utility in treating or ameliorating Alzheimer's disease. The compounds may also be useful in treating or ameliorating other diseases mediated by the muscarinic M1 receptor, such as schizophrenia, sleep disorders, pain disorders (including acute pain, inflammatory pain and neuropathic pain) and cognitive disorders (including mild cognitive impairment). Other conditions that may be treated by the compounds of the invention include Parkinson's Disease, pulmonary hypertension, chronic obstructive pulmonary disease (COPD), asthma, urinary incontinence, glaucoma, schizophrenia, Trisomy 21 (Down Syndrome), cerebral amyloid angiopathy, degenerative dementia, Hereditary Cerebral Hemorrhage with Amyloidosis of the Dutch-Type (HCHWA-D), Creutzfeldt-Jakob disease, prion disorders, amyotrophic lateral sclerosis, progressive supranuclear palsy, head trauma, stroke, pancreatitis, inclusion body myositis, other peripheral amyloidoses, diabetes, autism and atherosclerosis.

[0087] In preferred embodiments, the compounds of the invention are useful in treating Alzheimer's Disease, cognitive disorders, schizophrenia, pain disorders and sleep disorders. For example, the compounds may be useful for the prevention of dementia of the Alzheimer's type, as well as for the treatment of early stage, intermediate stage or late stage dementia of the Alzheimer's type.

[0088] Potential schizophrenia conditions or disorders for which the compounds of the invention may be useful include one or more of the following conditions or diseases: schizophrenia or psychosis including schizophrenia (paranoid, disorganized, catatonic or undifferentiated), schizophreniform disorder, schizoaffective disorder, delusional disorder, brief psychotic disorder, shared psychotic disorder, psychotic disorder due to a general medical condition and substance-induced or drug-induced (phencyclidine, ketamine and other dissociative anaesthetics, amphetamine and other psychostimulants and cocaine) psychosis, psychotic disorder, psychosis associated with affective disorders, brief reactive psychosis, schizoaffective psychosis, "schizophrenia-spectrum" disorders such as schizoid or schizotypal personality disorders, or illness associated with psychosis (such as major depression, manic depressive (bipolar) disorder, Alzheimer's disease and post-traumatic stress syndrome), including both the positive and the negative symptoms of schizophrenia and other psychoses; cognitive disorders including dementia (associated with Alzheimer's disease, ischemia, multi-infarct dementia, trauma, vascular problems or stroke, HIV disease, Parkinson's disease, Huntington's disease, Pick's disease, Creutzfeldt-Jacob disease, perinatal hypoxia, other general medical conditions or substance abuse); delirium, amnesic disorders or age related cognitive decline.

[0089] In another specific embodiment, the present invention provides a compound of the present invention for use in a method for treating schizophrenia or psychosis. Particular schizophrenia or psychosis pathologies are paranoid, disorganized, catatonic or undifferentiated schizophrenia and substance-induced psychotic disorder. At present, the text revision of the fourth edition of the Diagnostic and Statistical Manual of Mental Disorders (DSM-IV-TR) (2000, American Psychiatric Association, Washington DC) provides a diagnostic tool that includes paranoid, disorganized, catatonic or undifferentiated schizophrenia and substance-induced psychotic disorder. As used herein, the term "schizophrenia or psychosis" includes treatment of those mental disorders as described in DSM-IV-TR. The skilled artisan will recognize that there are alternative nomenclatures, nosologies and classification systems for mental disorders, and that these systems evolve with medical and scientific progress. Thus the term "schizophrenia or psychosis" is intended to include like disorders that are described in other diagnostic sources.

[0090] Examples of combinations of the compounds include combinations with agents for the treatment of schizophrenia, for example in combination with sedatives, hypnotics, anxiolytics, antipsychotics, antianxiety agents, cyclopyrrolones, imidazopyridines, pyrazolopyrimidines, minor tranquilizers, melatonin agonists and antagonists, melatonergic agents, benzodiazepines, barbiturates, 5HT-2 antagonists, and the like, such as: adinazolam, allobarbitol, alonimid, alprazolam, amisulpride, amitriptyline, amobarbital, amoxapine, aripiprazole, bentazepam, benzoctamine, brotizolam, bupropion, busprione, butabarbital, butalbital, capuride, carbocloral, chloral betaine, chloral hydrate, clomipramine, clon-

azepam, cloperidone, clorazepate, chlordiazepoxide, clorethate, chlorpromazine, clozapine, cyprazepam, desipramine, dexclamol, diazepam, dichloralphenazone, divalproex, diphenhydramine, doxepin, estazolam, ethchlorvynol, etomidate, fenobam, flunitrazepam, flupentixol, fluphenazine, flurazepam, fluvoxamine, fluoxetine, fosazepam, glutethimide, halazepam, haloperidol, hydroxyzine, imipramine, lithium, lorazepam, lormetazepam, maprotiline, mecloqualone, melatonin, mephobarbital, meprobamate, methaqualone, midafur, midazolam, nefazodone, nisobamate, nitrazepam, nortriptyline, olanzapine, oxazepam, paraldehyde, paroxetine, pentobarbital, perlapine, perphenazine, phenelzine, phenobarbital, prazepam, promethazine, propofol, protriptyline, quazepam, quetiapine, reclazepam, risperidone, roletamide, secobarbital, sertraline, suproelone, temazepam, thioridazine, thiothixene, tracazolate, tranlycypromaine, trazodone, triazolam, trepam, tricetamide, triclofos, trifluoperazine, trimetozine, trimipramine, uldazepam, venlafaxine, zaleplon, ziprasidone, zolazepam, zolpidem, and salts thereof, and combinations thereof, and the like, or the subject compound may be administered in conjunction with the use of physical methods such as with light therapy or electrical stimulation.

[0091] In another embodiment, the subject compound may be employed in combination with levodopa (with or without a selective extracerebral decarboxylase inhibitor such as carbidopa or benserazide), anticholinergics such as biperiden (optionally as its hydrochloride or lactate salt) and trihexyphenidyl (benzhexol) hydrochloride, COMT inhibitors such as entacapone, MOA-B inhibitors, antioxidants, A2a adenosine receptor antagonists, cholinergic agonists, NMDA receptor antagonists, serotonin receptor antagonists and dopamine receptor agonists such as alentemol, bromocriptine, fenoldopam, lisuride, naxagolide, pergolide and pramipexole. It will be appreciated that the dopamine agonist may be in the form of a pharmaceutically acceptable salt, for example, alentemol hydrobromide, bromocriptine mesylate, fenoldopam mesylate, naxagolide hydrochloride and pergolide mesylate.

[0092] In another embodiment, the subject compound may be employed in combination with a compound from the phenothiazine, thioxanthene, heterocyclic dibenzazepine, butyrophenone, diphenylbutylpiperidine and indolone classes of neuroleptic agent. Suitable examples of phenothiazines include chlorpromazine, mesoridazine, thioridazine, acetophenazine, fluphenazine, perphenazine and trifluoperazine. Suitable examples of thioxanthenes include chlorprothixene and thiothixene. An example of a dibenzazepine is clozapine. An example of a butyrophenone is haloperidol. An example of a diphenylbutylpiperidine is pimozide. An example of an indolone is molindolone. Other neuroleptic agents include loxapine, sulpiride and risperidone. It will be appreciated that the neuroleptic agents when used in combination with the subject compound may be in the form of a pharmaceutically acceptable salt, for example, chlorpromazine hydrochloride, mesoridazine besylate, thioridazine hydrochloride, acetophenazine maleate, fluphenazine hydrochloride, flurphenazine enathate, fluphenazine decanoate, trifluoperazine hydrochloride, thiothixene hydrochloride, haloperidol decanoate, loxapine succinate and molindone hydrochloride. Perphenazine, chlorprothixene, clozapine, haloperidol, pimozide and risperidone are commonly used in a non-salt form. Thus, the subject compound may be employed in combination with acetophenazine, alentemol, aripiprazole, amisulpride, benzhexol, bromocriptine, biperiden, chlorpromazine, chlorprothixene, clozapine, diazepam, fenoldopam, fluphenazine, haloperidol, levodopa, levodopa with benserazide, levodopa with carbidopa, lisuride, loxapine, mesoridazine, molindolone, naxagolide, olanzapine, pergolide, perphenazine, pimozide, pramipexole, quetiapine, risperidone, sulpiride, tetrabenazine, trihexyphenidyl, thioridazine, thiothixene, trifluoperazine or ziprasidone.

[0093] Potential sleep conditions or disorders for which the compounds of the invention may be useful include enhancing sleep quality; improving sleep quality; augmenting sleep maintenance; increasing the value which is calculated from the time that a subject sleeps divided by the time that a subject is attempting to sleep; decreasing sleep latency or onset (the time it takes to fall asleep); decreasing difficulties in falling asleep; increasing sleep continuity; decreasing the number of awakenings during sleep; decreasing nocturnal arousals; decreasing the time spent awake following the initial onset of sleep; increasing the total amount of sleep; reducing the fragmentation of sleep; altering the timing, frequency or duration of REM sleep bouts; altering the timing, frequency or duration of slow wave (i.e. stages 3 or 4) sleep bouts; increasing the amount and percentage of stage 2 sleep; promoting slow wave sleep; enhancing EEG-delta activity during sleep; increasing daytime alertness; reducing daytime drowsiness; treating or reducing excessive daytime sleepiness; insomnia; hypersomnia; narcolepsy; interrupted sleep; sleep apnea; wakefulness; nocturnal myoclonus; REM sleep interruptions; jet-lag; shift workers' sleep disturbances; dyssomnias; night terror; insomnias associated with depression, emotional/mood disorders, as well as sleep walking and enuresis, and sleep disorders which accompany aging; Alzheimer's sundowning; conditions associated with circadian rhythmicity as well as mental and physical disorders associated with travel across time zones and with rotating shift-work schedules; conditions due to drugs which cause reductions in REM sleep as a side effect; syndromes which are manifested by non-restorative sleep and muscle pain or sleep apnea which is associated with respiratory disturbances during sleep; and conditions which result from a diminished quality of sleep.

[0094] Pain disorders for which the compounds of the invention may be useful include neuropathic pain (such as postherpetic neuralgia, nerve injury, the "dynias", e.g., vulvodynia, phantom limb pain, root avulsions, painful diabetic neuropathy, painful traumatic mononeuropathy, painful polyneuropathy); central pain syndromes (potentially caused by virtually any lesion at any level of the nervous system); postsurgical pain syndromes (eg, postmastectomy syndrome, postthoracotomy syndrome, stump pain); bone and joint pain (osteoarthritis), repetitive motion pain, dental pain, cancer

pain, myofascial pain (muscular injury, fibromyalgia); perioperative pain (general surgery, gynecological), chronic pain, dysmenorrhea, as well as pain associated with angina, and inflammatory pain of varied origins (e.g. osteoarthritis, rheumatoid arthritis, rheumatic disease, teno-synovitis and gout), headache, migraine and cluster headache, headache, primary hyperalgesia, secondary hyperalgesia, primary allodynia, secondary allodynia, or other pain caused by central sensitization.

[0095] Compounds of the invention may also be used to treat or prevent dyskinesias.

Furthermore, compounds of the invention may be used to decrease tolerance and/or dependence to opioid treatment of pain, and for treatment of withdrawal syndrome of e.g., alcohol, opioids, and cocaine.

[0096] The subject or patient to whom the compounds of the present invention is administered is generally a human being, male or female, in whom M1 allosteric modulation is desired, but may also encompass other mammals, such as dogs, cats, mice, rats, cattle, horses, sheep, rabbits, monkeys, chimpanzees or other apes or primates, for which treatment of the above noted disorders is desired.

[0097] The compounds of the present invention may be used in combination with one or more other drugs in the treatment of diseases or conditions for which the compounds of the present invention have utility, where the combination of the drugs together are safer or more effective than either drug alone. Additionally, the compounds of the present invention may be used in combination with one or more other drugs that treat, prevent, control, ameliorate, or reduce the risk of side effects or toxicity of the compounds of the present invention. Such other drugs may be administered, by a route and in an amount commonly used therefor, contemporaneously or sequentially with the compounds of the present invention. Accordingly, the pharmaceutical compositions of the present invention include those that contain one or more other active ingredients, in addition to the compounds of the present invention. The combinations may be administered as part of a unit dosage form combination product, or as a kit or treatment protocol wherein one or more additional drugs are administered in separate dosage forms as part of a treatment regimen.

[0098] Examples of combinations of the compounds of the present invention include combinations with anti-Alzheimer's Disease agents, for example beta-secretase inhibitors; alpha 7 nicotinic agonists, such as ABT089, SSR180711 and MEM63908; ADAM 10 ligands or activators; gamma-secretase inhibitors, such as LY450139 and TAK 070; gamma secretase modulators; tau phosphorylation inhibitors; glycine transport inhibitors; LXR β agonists; ApoE4 conformational modulators; NR2B antagonists; androgen receptor modulators; blockers of A β oligomer formation; 5-HT₄ agonists, such as PRX-03140; 5-HT₆ antagonists, such as GSK 742467, SGS-518, FK-962, SL-65.0155, SRA-333 and xaliproden; 5-HT_{1a} antagonists, such as lecozotan; p25/CDK5 inhibitors; NK1/NK3 receptor antagonists; COX-2 inhibitors; HMG-CoA reductase inhibitors; NSAIDs including ibuprofen; vitamin E; anti-amyloid antibodies (including anti-amyloid humanized monoclonal antibodies), such as bapineuzumab, ACC001, CAD106, AZD3102, H12A11V1; anti-inflammatory compounds such as (R)-flurbiprofen, nitroflurbiprofen, ND-1251, VP-025, HT-0712 and EHT-202; PPAR gamma agonists, such as pioglitazone and rosiglitazone; CB-1 receptor antagonists or CB-1 receptor inverse agonists, such as AVE1625; antibiotics such as doxycycline and rifampin; N-methyl-D-aspartate (NMDA) receptor antagonists, such as memantine, neramexane and EVT101; cholinesterase inhibitors such as galantamine, rivastigmine, donepezil, tacrine, phenserine, ladostigil and ABT-089; growth hormone secretagogues such as ibutamoren, ibutamoren mesylate, and capromorelin; histamine H₃ receptor antagonists such as ABT-834, ABT 829, GSK 189254 and CEP16795; AMPA agonists or AMPA modulators, such as CX-717, LY 451395, LY404187 and S-18986; PDE IV inhibitors, including MEM1414, HT0712 and AVE8112; GABA_A inverse agonists; GSK3 β inhibitors, including AZD1080, SAR502250 and CEP16805; neuronal nicotinic agonists, selective M1 agonists; HDAC inhibitors; and microtubule affinity regulating kinase (MARK) ligands; or other drugs that affect receptors or enzymes that either increase the efficacy, safety, convenience, or reduce unwanted side effects or toxicity of the compounds of the present invention.

[0099] Examples of combinations of the compounds include combinations with agents for the treatment of pain, for example non-steroidal anti-inflammatory agents, such as aspirin, diclofenac, duflunisal, fenoprofen, flurbiprofen, ibuprofen, indomethacin, ketoprofen, ketorolac, naproxen, oxaprozin, piroxicam, sulindac and tolmetin; COX-2 inhibitors, such as celecoxib, rofecoxib, valdecoxib, 406381 and 644784; CB-2 agonists, such as 842166 and SAB378; VR-1 antagonists, such as AMG517, 705498, 782443, PAC20030, V114380 and A425619; bradykinin B1 receptor antagonists, such as SSR240612 and NVPSAA164; sodium channel blockers and antagonists, such as VX409 and SPI860; nitric oxide synthase (NOS) inhibitors (including iNOS and nNOS inhibitors), such as SD6010 and 274150; glycine site antagonists, including lacosamide; neuronal nicotinic agonists, such as ABT 894; NMDA antagonists, such as AZD4282; potassium channel openers; AMPA/kainate receptor antagonists; calcium channel blockers, such as ziconotide and NMED160; GABA-A receptor IO modulators (e.g., a GABA-A receptor agonist); matrix metalloprotease (MMP) inhibitors; thrombolytic agents; opioid analgesics such as codeine, fentanyl, hydromorphone, levorphanol, meperidine, methadone, morphine, oxycodone, oxymorphone, pentazocine, propoxyphene; neutrophil inhibitory factor (NIF); pramipexole, ropinirole; anticholinergics; amantadine; monoamine oxidase B15 ("MAO-B") inhibitors; 5HT receptor agonists or antagonists; mGlu5 antagonists, such as AZD9272; alpha agonists, such as AGNXX/YY; neuronal nicotinic agonists, such as ABT894; NMDA receptor agonists or antagonists, such as AZD4282; NK1 antagonists; selective serotonin reuptake inhibitors ("SSRI") and/or selective serotonin and norepinephrine reuptake inhibitors ("SSNRI"), such as duloxetine;

tricyclic antidepressant drugs, norepinephrine modulators; lithium; valproate; gabapentin; pregabalin; rizatriptan; zolmitriptan; naratriptan and sumatriptan.

[0100] The compounds of the present invention may be administered in combination with compounds useful for enhancing sleep quality and preventing and treating sleep disorders and sleep disturbances, including e.g., sedatives, hypnotics, anxiolytics, antipsychotics, antianxiety agents, antihistamines, benzodiazepines, barbiturates, cyclopyrrolones, orexin antagonists, alpha-1 antagonists, GABA agonists, 5HT-2 antagonists including 5HT-2A antagonists and 5HT-2A/2C antagonists, histamine antagonists including histamine H3 antagonists, histamine H3 inverse agonists, imidazopyridines, minor tranquilizers, melatonin agonists and antagonists, melatonergic agents, other orexin antagonists, orexin agonists, prokineticin agonists and antagonists, pyrazolopyrimidines, T-type calcium channel antagonists, triazolopyridines, and the like, such as: adinazolam, allobarbitol, alonimid, alprazolam, amitriptyline, amobarbital, amoxapine, armodafinil, APD-125, bentazepam, benzocetamine, brotizolam, bupropion, busprione, butabarbital, butalbital, capromorelin, capuride, carbocloral, chloral betaine, chloral hydrate, chlordiazepoxide, clomipramine, clonazepam, cloperidone, clorazepate, clocethate, clozapine, conazepam, cyprazepam, desipramine, dexclamol, diazepam, dichloralphenazone, divalproex, diphenhydramine, doxepin, EMD-281014, eplivanserin, estazolam, eszopiclone, ethchlorinol, etomidate, fenobam, flunitrazepam, flurazepam, fluvoxamine, fluoxetine, fosazepam, gaboxadol, glutethimide, halazepam, hydroxyzine, ibutamoren, imipramine, indiplon, lithium, lorazepam, lormetazepam, LY-156735, maprotiline, MDL-100907, mecloqualone, melatonin, mephobarbital, meprobamate, methaqualone, methypylon, midafur, midazolam, modafinil, nefazodone, NGD-2-73, nisobamate, nitrazepam, nortriptyline, oxazepam, paraldehyde, paroxetine, pentobarbital, perlapine, perphenazine, phenelzine, phenobarbital, prazepam, promethazine, propofol, protriptyline, quazepam, ramelteon, reclazepam, roletamide, secobarbital, sertraline, suproclon, TAK-375, temazepam, thioridazine, tiagabine, tracazolate, tranlycypromaine, trazodone, triazolam, trepipam, tricetamide, triclofos, trifluoperazine, trimetozine, trimipramine, uldazepam, venlafaxine, zaleplon, zolazepam, zopiclone, zolpidem, and salts thereof, and combinations thereof, and the like, or the compound of the present invention may be administered in conjunction with the use of physical methods such as with light therapy or electrical stimulation.

[0101] In another embodiment, the subject compound may be employed in combination with levodopa (with or without a selective extracerebral decarboxylase inhibitor such as carbidopa or benserazide), anticholinergics such as biperiden (optionally as its hydrochloride or lactate salt) and trihexyphenidyl (benzhexol) hydrochloride, COMT inhibitors such as entacapone, MOA-B inhibitors, antioxidants, A2a adenosine receptor antagonists, cholinergic agonists and dopamine receptor agonists such as alantemol, bromocriptine, fenoldopam, lisuride, naxagolide, pergolide and pramipexole.

[0102] The term "composition" as used herein is intended to encompass a product comprising specified ingredients in predetermined amounts or proportions, as well as any product which results, directly or indirectly, from combination of the specified ingredients in the specified amounts. This term in relation to pharmaceutical compositions is intended to encompass a product comprising one or more active ingredients, and an optional carrier comprising inert ingredients, as well as any product which results, directly or indirectly, from combination, complexation or aggregation of any two or more of the ingredients, or from dissociation of one or more of the ingredients, or from other types of reactions or interactions of one or more of the ingredients.

[0103] In general, pharmaceutical compositions are prepared by uniformly and intimately bringing the active ingredient into association with a liquid carrier or a finely divided solid carrier or both, and then, if necessary, shaping the product into the desired formulation. In the pharmaceutical composition the active compound, which is a compound of formulae (I) to (VIII), is included in an amount sufficient to produce the desired effect upon the process or condition of diseases. Accordingly, the pharmaceutical compositions of the present invention encompass any composition made by admixing a compound of the present invention and a pharmaceutically acceptable carrier.

[0104] The carrier may take a wide variety of forms depending on the form of preparation desired for administration, e.g., oral or parenteral (including intravenous). Thus, the pharmaceutical compositions of the present invention can be presented as discrete units suitable for oral administration such as capsules, cachets or tablets each containing a predetermined amount of the active ingredient. Further, the compositions can be presented as a powder, as granules, as a solution, as a suspension in an aqueous liquid, as a non-aqueous liquid, as an oil-in-water emulsion or as a water-in-oil liquid emulsion. In addition to the common dosage forms set out above, the compounds of the invention, or pharmaceutically acceptable salts thereof, may also be administered by controlled release means and/or delivery devices.

[0105] Pharmaceutical compositions intended for oral use may be prepared according to any method known to the art for the manufacture of pharmaceutical compositions and such compositions may contain one or more agents selected from the group consisting of sweetening agents, flavoring agents, coloring agents and preserving agents in order to provide pharmaceutically elegant and palatable preparations. Tablets may contain the active ingredient in admixture with non-toxic pharmaceutically acceptable excipients which are suitable for the manufacture of tablets. These excipients may be, for example, inert diluents, such as calcium carbonate, sodium carbonate, lactose, calcium phosphate or sodium phosphate; granulating and disintegrating agents, for example, corn starch, or alginic acid; binding agents, for example starch, gelatin or acacia, and lubricating agents, for example magnesium stearate, stearic acid or talc. The tablets may be uncoated or they may be coated by known techniques to delay disintegration and absorption in the gastrointestinal

tract and thereby provide a sustained action over a longer period.

[0106] A tablet containing the composition of this invention may be prepared by compression or molding, optionally with one or more accessory ingredients or adjuvants. Compressed tablets may be prepared by compressing, in a suitable machine, the active ingredient in a free-flowing form such as powder or granules, optionally mixed with a binder, lubricant, inert diluent, surface active or dispersing agent. Molded tablets may be made by molding in a suitable machine, a mixture of the powdered compound moistened with an inert liquid diluent. Each tablet preferably contains from about 0.1 mg to about 500 mg of the active ingredient and each cachet or capsule preferably containing from about 0.1 mg to about 500 mg of the active ingredient.

[0107] Compositions for oral use may also be presented as hard gelatin capsules wherein the active ingredient is mixed with an inert solid diluent, for example, calcium carbonate, calcium phosphate or kaolin, or as soft gelatin capsules wherein the active ingredient is mixed with water or an oil medium, for example peanut oil, liquid paraffin, or olive oil.

[0108] Other pharmaceutical compositions include aqueous suspensions, which contain the active materials in admixture with excipients suitable for the manufacture of aqueous suspensions. In addition, oily suspensions may be formulated by suspending the active ingredient in a vegetable oil, for example arachis oil, olive oil, sesame oil or coconut oil, or in a mineral oil such as liquid paraffin. Oily suspensions may also contain various excipients. The pharmaceutical compositions of the invention may also be in the form of oil-in-water emulsions, which may also contain excipients such as sweetening and flavoring agents.

[0109] The pharmaceutical compositions may be in the form of a sterile injectable aqueous or oleaginous suspension, or in the form of sterile powders for the extemporaneous preparation of such sterile injectable solutions or dispersions. In all cases, the final injectable form must be sterile and must be effectively fluid for easy syringability. The pharmaceutical compositions must be stable under the conditions of manufacture and storage; thus, preferably should be preserved against the contaminating action of microorganisms such as bacteria and fungi.

[0110] Pharmaceutical compositions of the present invention can be in a form suitable for topical use such as, for example, an aerosol, cream, ointment, lotion, dusting powder, or the like. Further, the compositions can be in a form suitable for use in transdermal devices. These formulations may be prepared via conventional processing methods. As an example, a cream or ointment is prepared by mixing hydrophilic material and water, together with about 5 wt% to about 10 wt% of the compound, to produce a cream or ointment having a desired consistency.

[0111] Pharmaceutical compositions of this invention can also be in a form suitable for rectal administration wherein the carrier is a solid. It is preferable that the mixture forms unit dose suppositories. Suitable carriers include cocoa butter and other materials commonly used in the art.

[0112] By "pharmaceutically acceptable" it is meant the carrier, diluent or excipient must be compatible with the other ingredients of the formulation and not deleterious to the recipient thereof.

[0113] The terms "administration of" or "administering a" compound should be understood to mean providing a compound of the invention to the individual in need of treatment in a form that can be introduced into that individual's body in a therapeutically useful form and therapeutically useful amount, including, but not limited to: oral dosage forms, such as tablets, capsules, syrups, suspensions, and the like; injectable dosage forms, such as IV, IM, or IP, and the like; transdermal dosage forms, including creams, jellies, powders, or patches; buccal dosage forms; inhalation powders, sprays, suspensions, and the like; and rectal suppositories.

[0114] The terms "effective amount" or "therapeutically effective amount" means the amount of the subject compound that will elicit the biological or medical response of a tissue, system, animal or human that is being sought by the researcher, veterinarian, medical doctor or other clinician.

[0115] As used herein, the term "treatment" or "treating" means any administration of a compound of the present invention and includes (1) inhibiting the disease in an animal that is experiencing or displaying the pathology or symptomatology of the disease (i.e., arresting further development of the pathology and/or symptomatology), or (2) ameliorating the disease in an animal that is experiencing or displaying the pathology or symptomatology of the disease (i.e., reversing the pathology and/or symptomatology).

[0116] The compositions containing compounds of the present invention may conveniently be presented in unit dosage form and may be prepared by any of the methods well known in the art of pharmacy. The term "unit dosage form" is taken to mean a single dose wherein all active and inactive ingredients are combined in a suitable system, such that the patient or person administering the drug to the patient can open a single container or package with the entire dose contained therein, and does not have to mix any components together from two or more containers or packages. Typical examples of unit dosage forms are tablets or capsules for oral administration, single dose vials for injection, or suppositories for rectal administration. This list of unit dosage forms is not intended to be limiting in any way, but merely to represent typical examples of unit dosage forms.

[0117] The compositions containing compounds of the present invention may conveniently be presented as a kit, whereby two or more components, which may be active or inactive ingredients, carriers, diluents, and the like, are provided with instructions for preparation of the actual dosage form by the patient or person administering the drug to the patient. Such kits may be provided with all necessary materials and ingredients contained therein, or they may

contain instructions for using or making materials or components that must be obtained independently by the patient or person administering the drug to the patient.

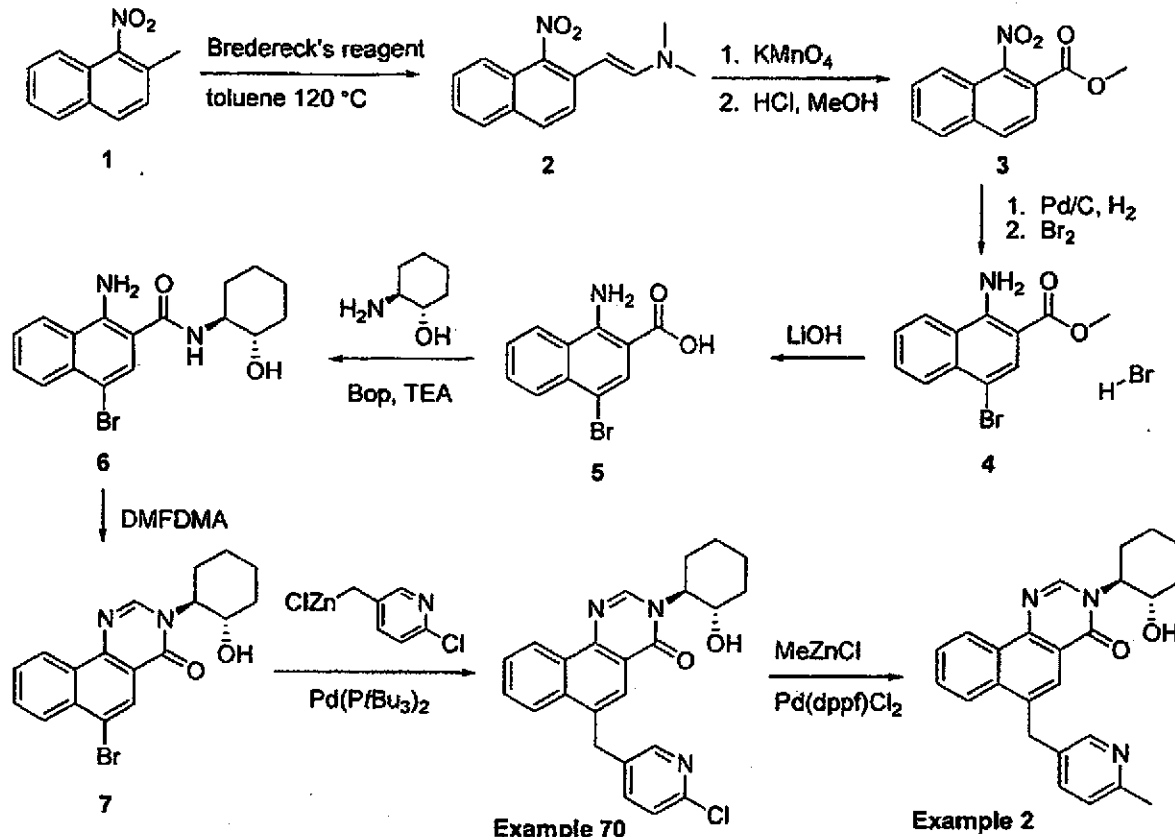
[0118] When treating or ameliorating a disorder or disease for which compounds of the present invention are indicated, generally satisfactory results are obtained when the compounds of the present invention are administered at a daily dosage of from about 0.1 mg to about 100 mg per kg of animal body weight, preferably given as a single daily dose or in divided doses two to six times a day, or in sustained release form. The total daily dosage is from about 1.0 mg to about 2000 mg, preferably from about 0.1 mg to about 20 mg per kg of body weight. In the case of a 70 kg adult human, the total daily dose will generally be from about 7 mg to about 1,400 mg. This dosage regimen may be adjusted to provide the optimal therapeutic response. The compounds may be administered on a regimen of 1 to 4 times per day, preferably once or twice per day.

[0119] The amount of active ingredient that may be combined with the carrier materials to produce a single dosage form will vary depending upon the host treated and the particular mode of administration. For example, a formulation intended for the oral administration to humans may conveniently contain from about 0.005 mg to about 2.5 g of active agent, compounded with an appropriate and convenient amount of carrier material. Unit dosage forms will generally contain between from about 0.005 mg to about 1000 mg of the active ingredient, typically 0.005, 0.01 mg, 0.05 mg, 0.25 mg, 1 mg, 5 mg, 25 mg, 50 mg, 100 mg, 200 mg, 300 mg, 400 mg, 500 mg, 600 mg, 800 mg or 1000 mg, administered once, twice or three times a day.

[0120] It will be understood, however, that the specific dose level and frequency of dosage for any particular patient may be varied and will depend upon a variety of factors including the activity of the specific compound employed, the metabolic stability and length of action of that compound, the age, body weight, general health, sex, diet, mode and time of administration, rate of excretion, drug combination, the severity of the particular condition, and the host undergoing therapy.

[0121] Several methods for preparing the compounds of this invention are illustrated in the schemes and examples herein. Starting materials are made according to procedures known in the art or as illustrated herein. The following examples are provided so that the invention might be more fully understood. The present invention also provides a method for the synthesis of compounds useful as intermediates in the preparation of compounds of the invention.

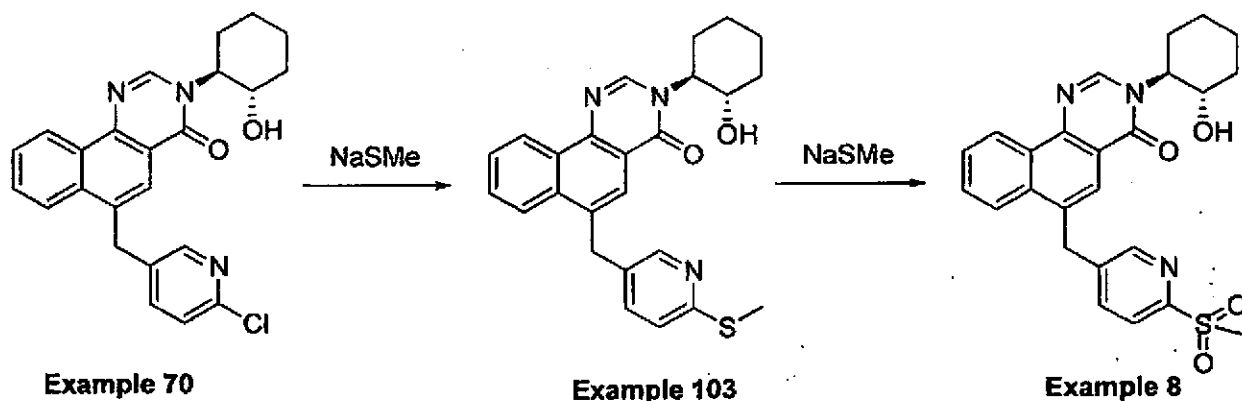
Scheme 1



[0122] A general synthesis is shown in Scheme 1. Treatment of 2-methyl-1-nitronaphthalene **1** with Bredereck's reagent affords compound **2**. Alternatively, compound **1** may be treated with DMF DMA to afford **2**. Oxidation of **2** with

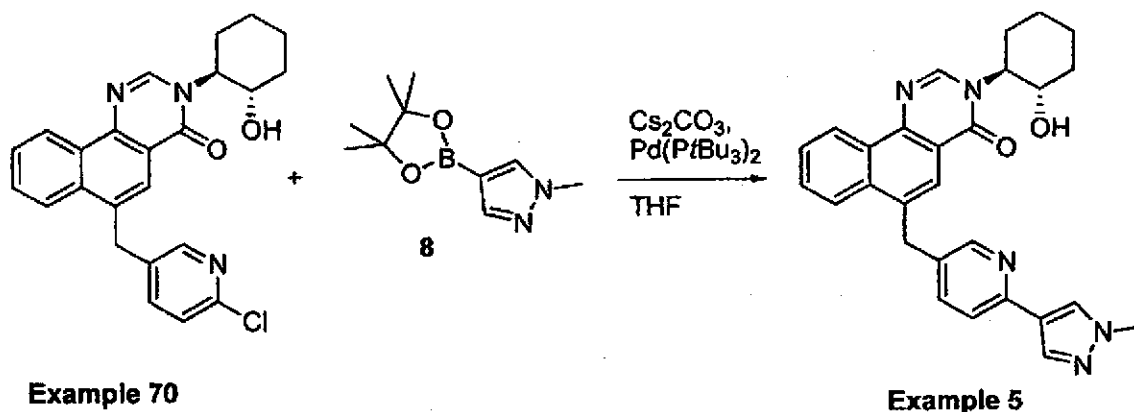
a reagent like potassium permanganate followed by esterification using anhydrous methanol saturated with HCl affords ester 3. Instead of use of anhydrous methanol, the reaction may occur in the presence of *t*-BuOH/H₂O, which would yield the free carboxylic acid analog of 3. Reduction of the nitro group of 3 or its carboxylic acid analog via a catalyst such as palladium on carbon under an atmosphere of hydrogen, followed by bromination with bromine would afford 4 (or 5 in the case of the carboxylic acid analog). Hydrolysis of 4 using a base such as lithium hydroxide affords acid 5. Amide bond formation with (1*S*,2*S*)-2-hydroxy-aminocyclohexane using a coupling reagent such as BOP (Benzotriazolyloxytris(dimethylamino)phosphonium hexafluorophosphate) affords 6. Cyclization of 6 to benzoquinazolinone 7 is mediated by dimethylformamide dimethylacetal. Finally, Negishi cross coupling of 7 with the appropriate zinc reagent using a catalyst such as bis(*tri-tert*-butylphosphine)palladium in a solvent like THF affords Example 70. This may further be functionalized via an additional Negishi coupling with methylzinc chloride to provide Example 2. The Negishi coupling may occur in the presence of Pd(dppf)Cl₂, or in the presence of Pd(Pt-Bu₃)₂ and THF.

Scheme 2



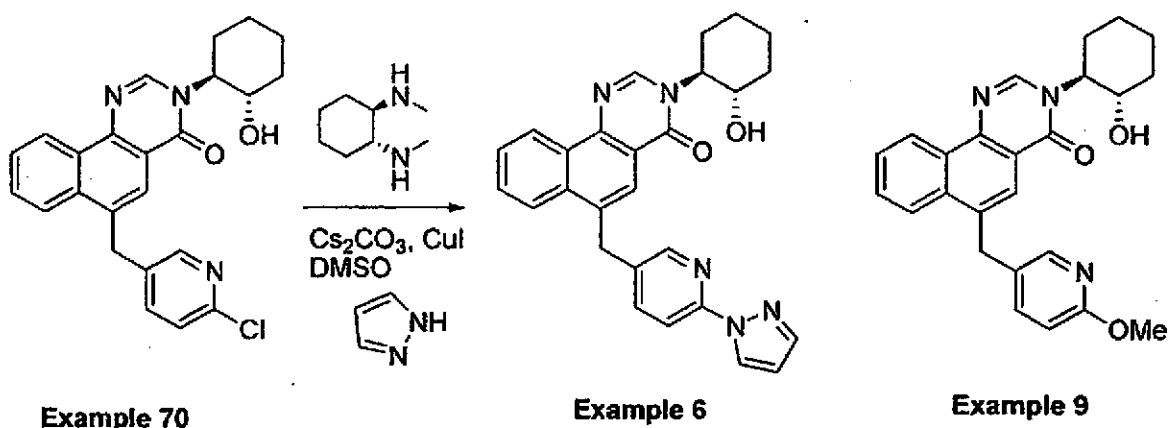
[0123] As shown in Scheme 2, Example 70 may be transformed into a number of other examples. Displacement of the chloride with a nucleophile such as sodium thiomethoxide in a solvent like DMSO or DMF at elevated temperature affords Example 103. Additional oxidation of Example 103 can be carried out using an oxidant such as 3-chloroperoxybenzoic acid in a solvent like dichloromethane to afford Example 8.

Scheme 3



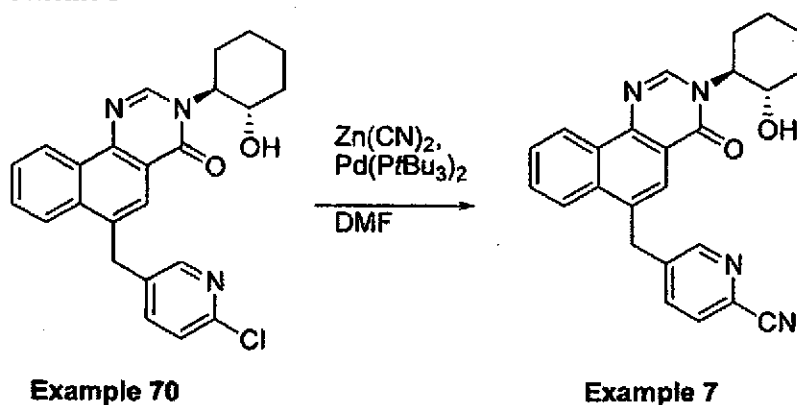
[0124] Additionally, as shown in Scheme 3, Example 70 may undergo a Suzuki-type cross coupling with a suitable boron reagent such as 8, in the presence of a base like cesium carbonate, a transition metal-ligand complex such as bis(*tri-tert*-butylphosphine)palladium in a solvent like THF to afford Example 5.

Scheme 4



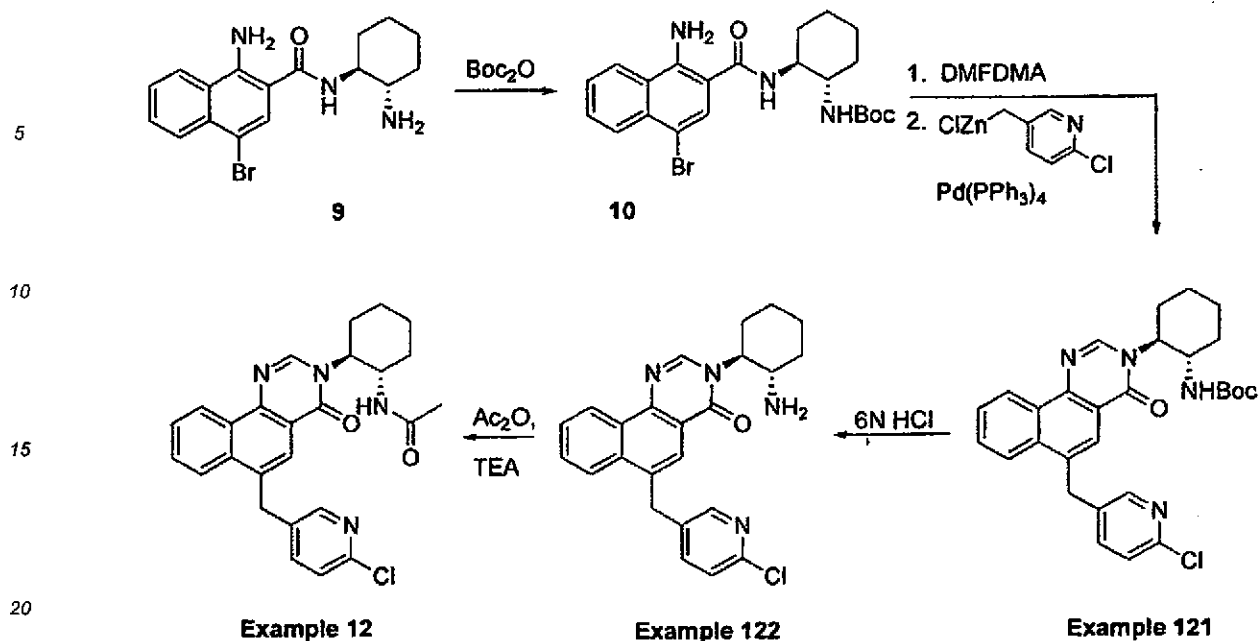
[0125] As can be seen in Scheme 4, copper catalyzed *N*-arylation can be effected with Example 70 using a heterocycle such as pyrazole, a ligand such as *trans*-*N,N*-dimethylcyclohexane-1,2-diamine, a base like cesium carbonate, and copper iodide in a suitable solvent like DMSO to afford Example 6. Similarly, Example 9 may be prepared by using methanol in place of pyrazole.

Scheme 5



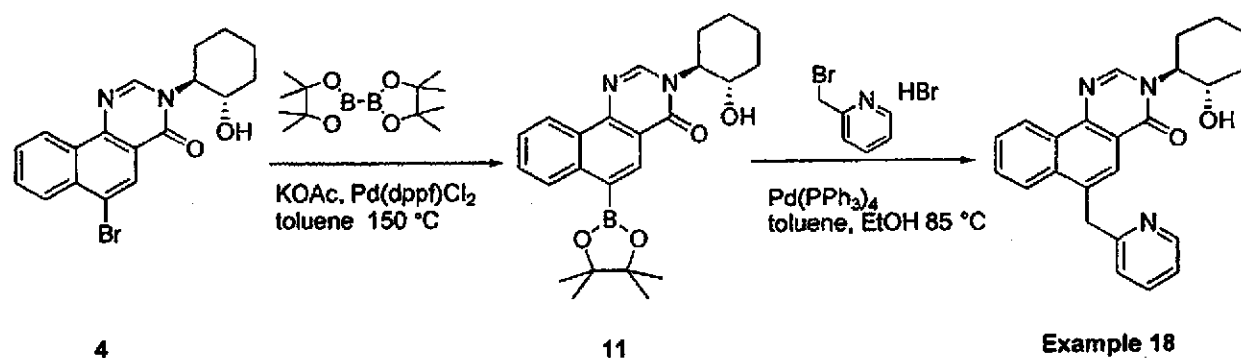
[0126] Other transition metals may be used in the cross-coupling. In Scheme 5, a zinc reagent such as zinc cyanide, a transition metal catalyst/ligand such as bis(*tri-tert*-butylphosphine)palladium(0), in a solvent like DMF transforms Example 70 in Example 7.

Scheme 6



[0127] In Scheme 6, intermediate **9** may be protected as Boc group using a reagent like di-*tert*-butyl dicarbonate to afford **10**. Cyclization of **10** is mediated by dimethylformamide dimethylacetal followed by Negishi coupling described in Example 70 to afford Example 121. The Boc group of Example 121 may be removed using a strong acid such as hydrogen chloride to afford Example 122. Further derivatization of Example 122 such as acylation, may be carried out using acetic anhydride and a base such as triethylamine to afford Example 12.

Scheme 7



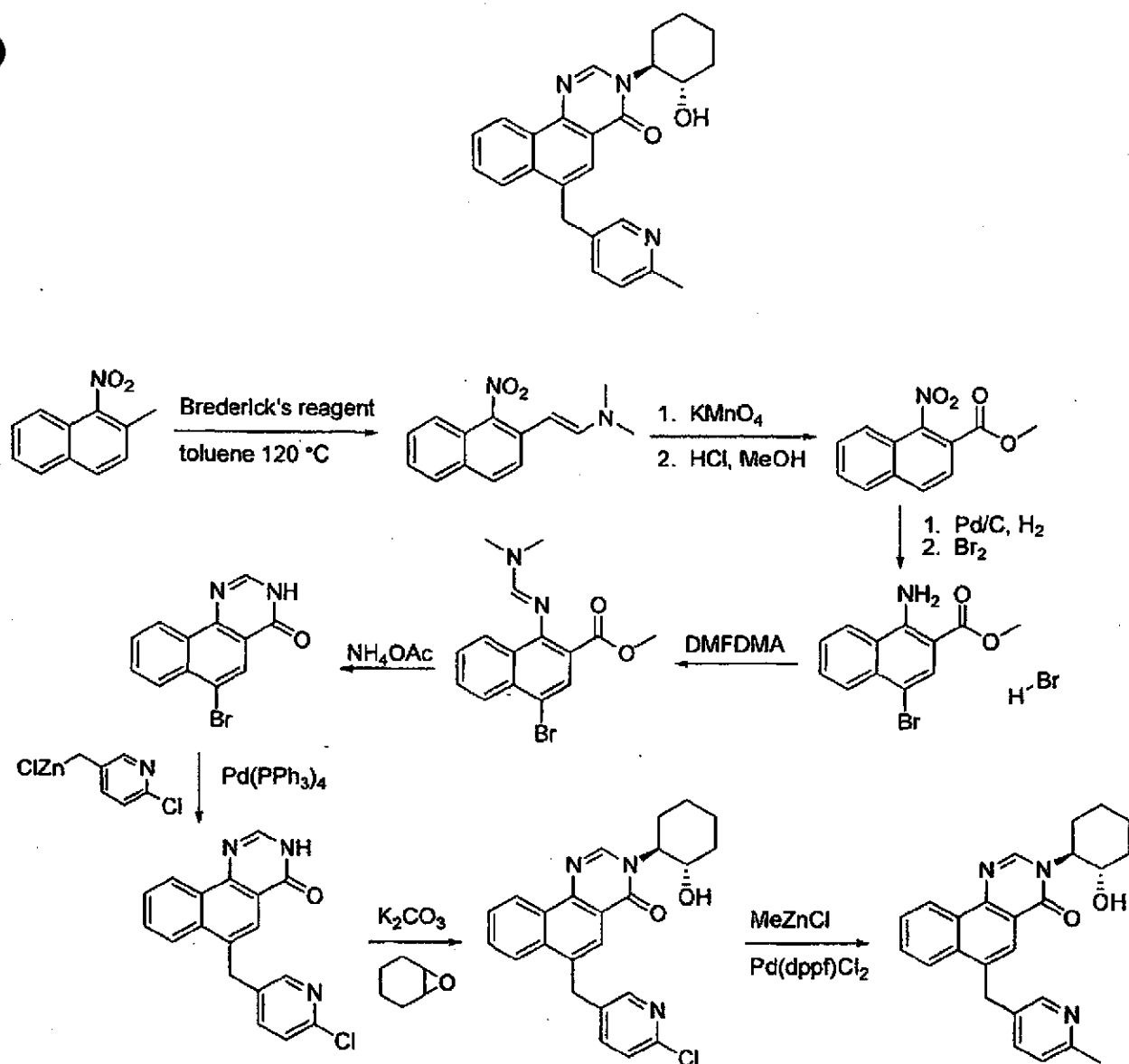
[0128] In Scheme 7, bromide **4** may be converted to boronate **11** using a boron reagent such as pinacol diboron ester, a base like potassium acetate, a transition metal/ligand complex such as [1,1'-bis-(diphenylphosphino)ferrocene]dichloropalladium(II), 1:1 complex with DCM in a solvent like toluene. Suzuki coupling of **11** with a halide such as 2-(bromomethyl)pyridine hydrobromide, a transition metal/ligand complex such as tetrakis(triphenylphosphine)palladium, a base like sodium carbonate in solvents such as toluene and ethanol affords Example 18.

[0129] The following examples are provided to illustrate the invention and are not to be construed as limiting the scope of the invention in any manner.

EXAMPLE 1

rac-3-[*trans*-2-hydroxycyclohexyl]-6-[(6-methylpyridin-3-yl)methyl]benzo[*h*]quinazolin-4(3*H*)-one

[0130]



[0131] A solution of 2-methyl-1-nitronaphthalene (5.00 g, 26.7 mmol) and *tert*-butoxybis(dimethylamino)methane (8.27 g, 40.1 mmol) in 10 mL of toluene was refluxed at 120 °C for 15 h. Additional *tert*-butoxybis(dimethylamino)methane (3.76 g, 13.4 mmol) was added and the reaction was refluxed at 120 °C for another 24 h. The mixture was cooled to rt and 50 mL of hexanes was added. After vigorously stirring for 30 min, a brick red solid was collected, washed with additional hexanes, and dried to provide (*E*)-*N,N*-dimethyl-2-(1-nitro-2-naphthyl)ethylenamine that gave proton NMR spectra consistent with theory.

[0132] To a solution of the above compound (10.0 g, 41.3 mmol) and potassium carbonate (13.7 g, 99.0 mmol) in 300 mL of 1:1 *t*-BuOH: H_2O was added potassium permanganate (15.7 g, 99.0 mmol) slowly over 30 min. The reaction mixture was stirred at rt for 17 h, and a black precipitate was filtered and washed twice with 100 mL of water. The filtrate was concentrated to 200 mL in volume, and acidified with 6 *N* HCl to pH ~2. A beige precipitate was collected, washed twice with 100 mL of water, and dried to provide 1-nitro-2-naphthoic acid that gave proton NMR spectra consistent with theory and a mass ion (ES^+) of 218.1 for $[\text{M}+\text{H}]^+$.

[0133] A solution of the above compound (32.5 g, 150 mmol) in 150 mL of MeOH was cooled to 0 °C and saturated with gaseous HCl. The solution was warmed to rt and then heated at 90 °C for 22 h. The solution was again saturated with HCl(g), heated at 90 °C for 20 h, then cooled to rt. The beige precipitate was collected, washed with water and MeOH, and dried to provide methyl 1-nitro-2-naphthoate that gave proton NMR spectra consistent with theory.

[0134] To a solution of the above compound (10.0 g, 43.3 mmol) in 250 mL of MeOH and 3 mL of THF was added palladium on carbon (10 mol%). The reaction was placed under an atmosphere of hydrogen (1 atm) for 14 h. The mixture was filtered, the solids were washed with additional MeOH and the filtrate was concentrated *in vacuo*. The residue was

concentrated twice with toluene and dried *in vacuo* to provide methyl 1-amino-2-naphthoate that gave a mass ion (ES+) of 202.1 for [M+H]⁺.

[0135] To a solution of the above compound (8.70 g, 43.2 mmol) in 200 mL of 1:1 dioxane:CCl₄ at 0 °C was added a solution of bromine (2.23 mL, 43.2 mmol) in 40 mL of 1:1 dioxane:CCl₄ dropwise. The mixture was stirred at 0 °C for 2 h, filtered and washed with Et₂O, and dried to provide methyl 1-amino-4-bromo-2-naphthoate hydrobromide that gave proton NMR spectra consistent with theory.

[0136] A solution of the above compound (3.20 g, 8.86 mmol) in *N,N*-dimethylformamide dimethylacetal (3.56 mL, 26.6 mmol) was heated at 100 °C for 2 h. Additional *N,N*-dimethylformamide dimethylacetal (1.19 mL, 8.9 mmol) was added and the solution was heated at 100 °C for an additional 3 h. The reaction was cooled to rt, concentrated, and dried to provide crude methyl 4-bromo-1-[(1*E*)-(dimethylamino)methylene]amino-2-naphthoate that gave a mass ion (ES+) of 337.1 (⁸¹Br) for [M+H]⁺.

[0137] A solution of the above compound (2.20 g, 6.56 mmol) and ammonium acetate (0.607 g, 7.88 mmol) in 10 mL of acetic acid was heated at 140 °C for 3 h. The reaction was cooled to rt, diluted with 50 mL of water, filtered, washed with water and Et₂O, and dried on high vac to provide 6-bromobenzo[*h*]quinazolin-4(3*H*)-one that gave a mass ion (ES+) of 276.9 (⁸¹Br) for [M+H]⁺.

[0138] To a round bottom flask containing the above compound (1.00 g, 3.64 mmol) under an atmosphere of nitrogen was added (2-chloro-5-pyridyl)methylzinc chloride (21.8 mL, 0.5 M in THF, 10.9 mmol) and tetrakis(triphenylphosphine)palladium(0) (10 mol%). Alternatively, bis(tri-*t*-butylphosphine)palladium could be used. The reaction was heated at 90 °C for 7 h, cooled to rt, and diluted with 50 mL of ethyl acetate and 50 mL of water. A beige solid was removed via filtration and the filtrate was washed with brine, dried over sodium sulfate, filtered, and concentrated *in vacuo*. The resultant residue was washed with dichloromethane and dried *in vacuo* to provide 6-[(6-chloropyridin-3-yl)methyl]benzo[*h*]quinazolin-4(3*H*)-one that gave proton NMR spectra consistent with theory and a mass ion (ES+) of 322.0 for [M+H]⁺.

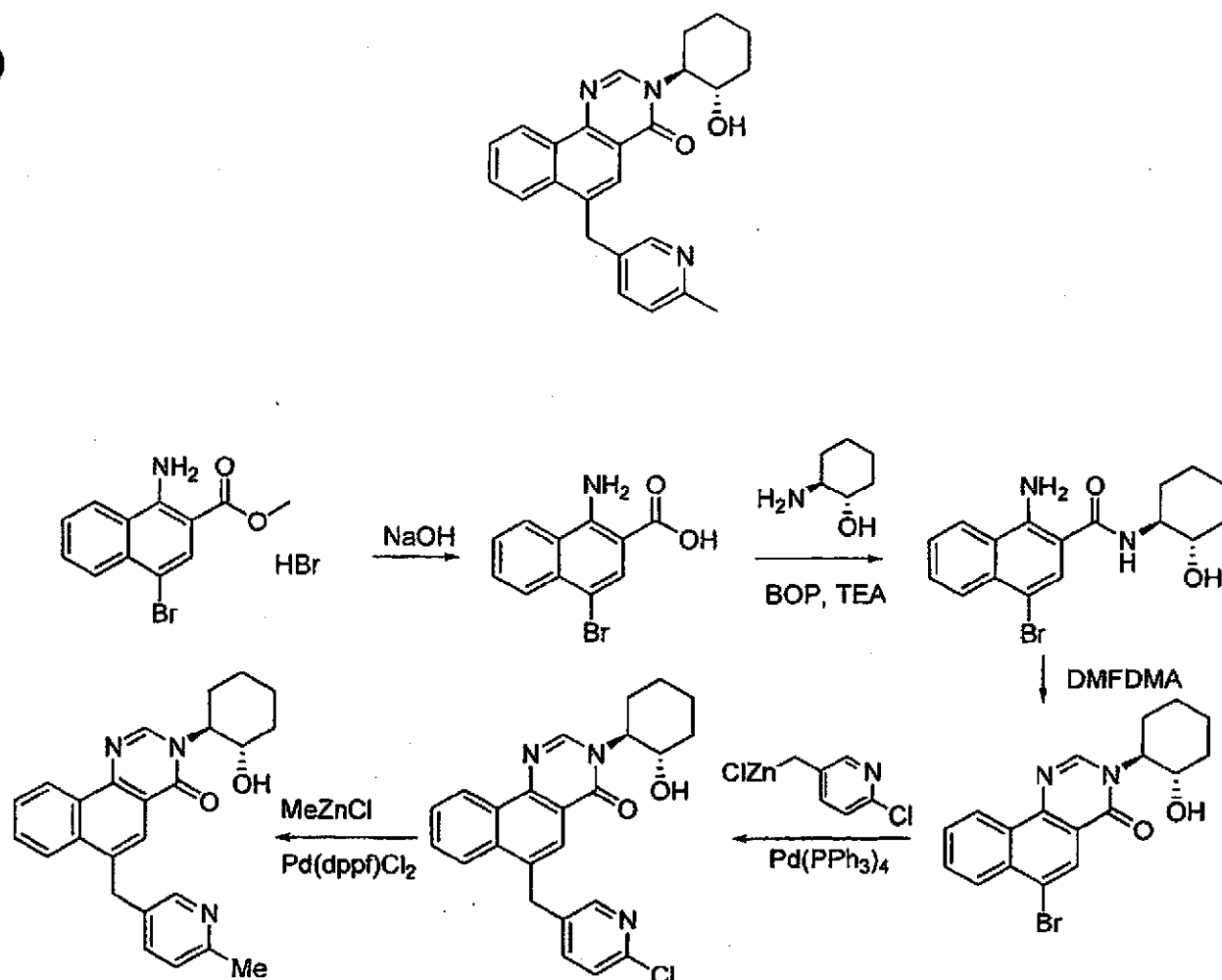
[0139] To a solution of the above compound (0.400 g, 1.24 mmol) in 5 mL of DMF was added potassium carbonate (0.344 g, 2.49 mmol) and cyclohexene oxide (0.366 g, 3.73 mmol). The reaction was heated to 120 °C in a sealed pressure vessel for 15 h, and cooled to rt, and diluted with ethyl acetate and water. The mixture was partitioned and the organic extract was washed with brine, dried over sodium sulfate, filtered, and concentrated *in vacuo*. The resultant residue was purified via silica gel chromatography, eluting with 10-50% ethyl acetate in hexanes, to provide *rac*-6-[(6-chloropyridin-3-yl)methyl]-3-[(*trans*-2-hydroxycyclohexyl)]benzo[*h*]quinazolin-4(3*H*)-one that gave proton NMR spectra consistent with theory and a mass ion (ES+) of 419.9 for [M+H]⁺: ¹H NMR (400 MHz, *d*₆-DMSO) δ 9.00 (d, *J* = 7.7 Hz, 1H), 8.66 (s, 1H), 8.44 (d, *J* = 2.4 Hz, 1H), 8.17 (d, *J* = 7.6 Hz, 1H), 7.97 (s, 1H), 7.80-7.73 (m, 2H), 7.68-7.65 (m, 1H), 7.41 (d, *J* = 8.3 Hz, 1H), 4.58 (s, 2H), 2.07-2.04 (m, 2H), 1.89-1.85 (m, 2H), 1.78-1.72 (m, 3H), 1.40-1.35 (m, 3H).

[0140] To a solution of the above compound (0.225 g, 0.536 mmol) in 5 mL of THF under an atmosphere of nitrogen was added methyl zinc chloride (0.536 mL, 2 M in THF, 1.07 mmol) and [1,1'-bis(diphenylphosphino)ferrocene]dichloropalladium(II), 1:1 complex with DCM (10 mol%). The reaction was heated at 90 °C for 3 h, and additional methyl zinc chloride (0.536 mL, 2 M in THF, 1.07 mmol) and [1,1'-bis(diphenylphosphino)ferrocene]dichloropalladium(II), 1:1 complex with DCM (5 mol%) were added. The mixture was heated at 100 °C for 15 h, cooled to rt, and diluted with ethyl acetate and water. A beige solid was removed via filtration and the organic layer of the filtrate was washed with water and brine, dried over sodium sulfate, filtered, and concentrated *in vacuo*. The residue was purified via silica gel chromatography, eluting with 20-100% ethyl acetate in hexanes, to provide the title compound that gave proton NMR spectra consistent with theory and a mass ion (ES+) of 400.0 for [M+H]⁺: ¹H NMR (400 MHz, CDCl₃) δ 9.02-8.99 (m, 1H), 8.46 (s, 1H), 8.29 (s, 1H), 7.99 (s, 1H), 7.95-7.76 (m, 1H), 7.68-7.63 (m, 2H), 7.28-7.17 (m, 1H), 6.98 (d, *J* = 8.0 Hz, 1H), 4.63 (br s, 1H), 4.47 (s, 2H), 4.11 (br s, 1H), 2.49 (s, 3H), 2.29-2.20 (m, 1H), 1.95-1.90 (m, 3H), 1.65-1.39 (m, 5H).

EXAMPLE 2

3-[(1*S*,2*S*)-2-hydroxycyclohexyl]-6-[(6-methylpyridin-3-yl)methyl]benzo[*h*]quinazolin-4(3*H*)-one

[0141]



[0142] Methyl 1-amino-4-bromo-2-naphthoate hydrobromide was prepared as described in Example 1. To a solution of methyl 1-amino-4-bromo-2-naphthoate hydrobromide (2.00 g, 5.54 mmol) in 20 mL of THF was added sodium hydroxide (11.1 mL, 20% aqueous, 55.4 mmol). Alternatively, lithium hydroxide could be used. The mixture was stirred at 50 °C for 20 h, then heated at 90 °C for 2 h. The solvent was removed *in vacuo* and hydrochloric acid (1N aqueous) was added until pH ~2. The beige solid was collected via filtration, washed twice with water, and dried to provide 1-amino-4-bromo-2-naphthoic acid that gave a mass ion (ES+) of 266.0 (⁷⁹Br) for [M+H]⁺.

[0143] To a solution of the above compound (0.950 g, 3.57 mmol) in 5 mL of dichloromethane was added (1*H*-1,2,3-benzotriazol-1-yloxy)[tris(dimethylamino)]phosphonium hexafluorophosphate (1.82 g, 4.12 mmol), (1*S*, 2*S*)-2-aminocyclohexanol (0.493 g, 4.28 mmol), and triethylamine (0.99 mL, 7.1 mmol). The mixture was stirred at rt for 15 h and then diluted with dichloromethane and water. The resultant beige solid was collected via filtration, washed with dichloromethane and water, and dried to provide 1-amino-4-bromo-*N*-[(1*S*,2*S*)-2-hydroxycyclohexyl]-2-naphthamide that gave a mass ion (ES+) of 364.9 (⁸¹Br) for [M+H]⁺.

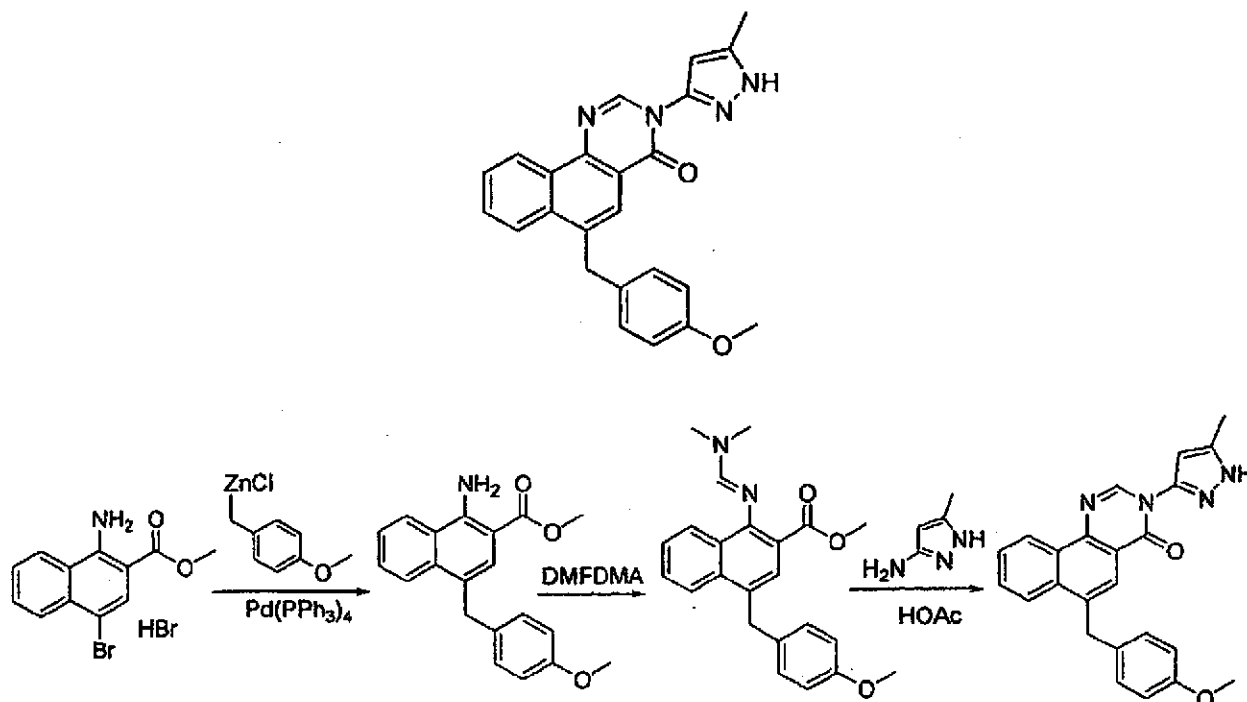
[0144] A solution of the above compound in *N,N*-dimethylformamide dimethylacetal (3.06 mL, 22.8 mmol) was heated at 80 °C for 15 h. The reaction was cooled to rt, concentrated *in vacuo*, and dried to provide 6-bromo-3-[(1*S*,2*S*)-2-hydroxycyclohexyl]benzo[*h*]quinazolin-4(3*H*)-one that gave a mass ion (ES+) of 374.8 (⁸¹Br) for [M+H]⁺.

[0145] The titled compound was prepared by employing the procedures described in Example 1 that gave proton NMR spectra consistent with theory and a mass ion (ES+) of 400.0 for [M+H]⁺: ¹H NMR (400 MHz, CDCl₃) δ 9.00-8.99 (m, 1H), 8.45 (s, 1H), 8.29 (s, 1H), 7.95 (s, 1H), 7.95-7.76 (m, 1H), 7.68-7.63 (m, 2H), 7.27-7.17 (m, 1H), 6.96 (d, *J* = 8.0 Hz, 1H), 4.62 (br s, 1H), 4.35 (s, 2H), 4.11 (br s, 1H), 2.48 (s, 3H), 2.29-2.20 (m, 1H), 1.95-1.90 (m, 3H), 1.65-1.39 (m, 5H).

EXAMPLE 3

6-(4-methoxybenzyl)-3-(5-methyl-1H-pyrazol-3-yl)benzo[h]quinazolin-4(3H)-one

[0146]



[0147] Methyl 1-amino-4-bromo-2-naphthoate hydrobromide was prepared as described in Example 1. To a round bottom flask containing methyl 1-amino-4-bromo-2-naphthoate hydrobromide (3.50 g, 9.69 mmol) under an atmosphere of nitrogen was added 4-methoxybenzylzinc chloride (97.0 mL, 0.5 M in THF, 48.5 mmol) and tetrakis(triphenylphosphine) palladium(0) (10 mol%). The mixture was heated at 90 °C for 7 h, cooled to rt, and diluted with 50 mL of ethyl acetate and 50 mL of water. The mixture was partitioned and the organic extract was washed with brine, dried over sodium sulfate, filtered, and concentrated *in vacuo*. The residue was purified via silica gel chromatography, eluting with 0-20% ethyl acetate in hexanes, to provide methyl 1-amino-4-(4-methoxybenzyl)-2-naphthoate that gave proton NMR spectra consistent with theory and a mass ion (ES+) of 322.0 for [M+H]⁺.

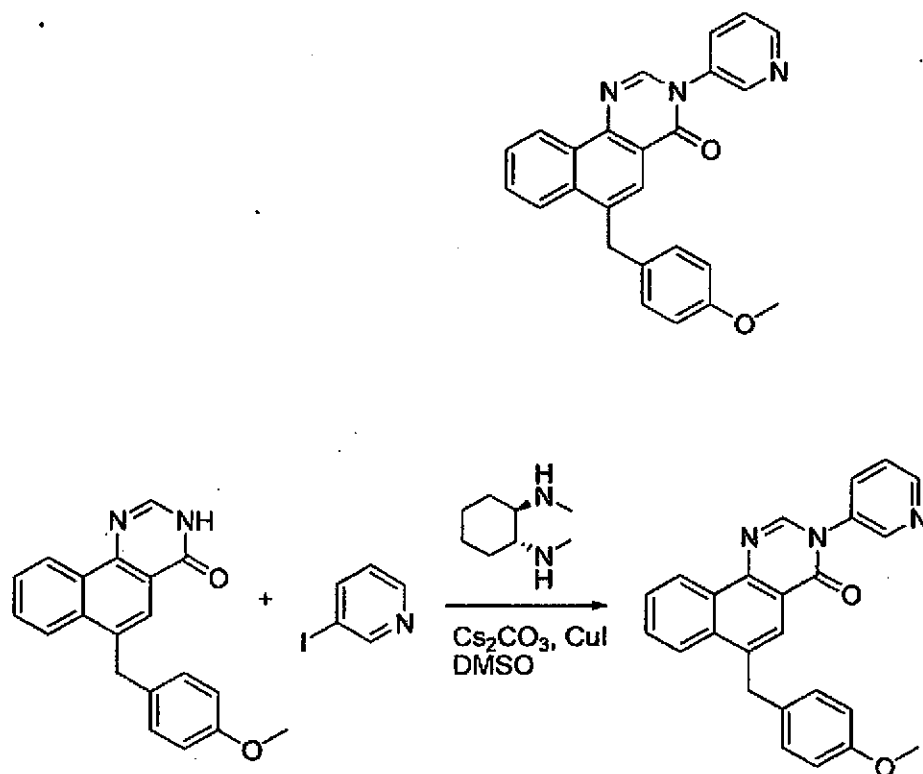
[0148] A solution of the above prepared compound (1.41 g, 4.39 mmol) in *N,N*-dimethylformamide dimethylacetal (1.76 mL, 13.2 mmol) was heated at 100 °C for 4 h. Additional *N,N*-dimethylformamide dimethylacetal (0.44 mL, 3.3 mmol) was added and the solution was heated at 100 °C for 1 h. The mixture was cooled to rt, concentrated *in vacuo* to provide methyl 1-((1*E*)-(dimethylamino)methylene)amino-4-(4-methoxybenzyl)-2-naphthoate that gave a mass ion (ES+) of 377.0 for [M+H]⁺.

[0149] To a solution of the above prepared compound (0.040 g, 1.1 mmol) in 0.5 mL of acetic acid was added 3-amino-5-methylpyrazole (10.7 mg, 1.10 mmol). The mixture was heated at 100 °C for 6 h and then cooled to rt and concentrated *in vacuo*. The residue was purified via preparative reverse phase HPLC to provide the title compound that gave a mass ion (ES+) of 433.1653 for [M+H]⁺.

EXAMPLE 4

6-(4-methoxybenzyl)-3-pyridin-3-ylbenzo[h]quinazolin-4(3H)-one

[0150]

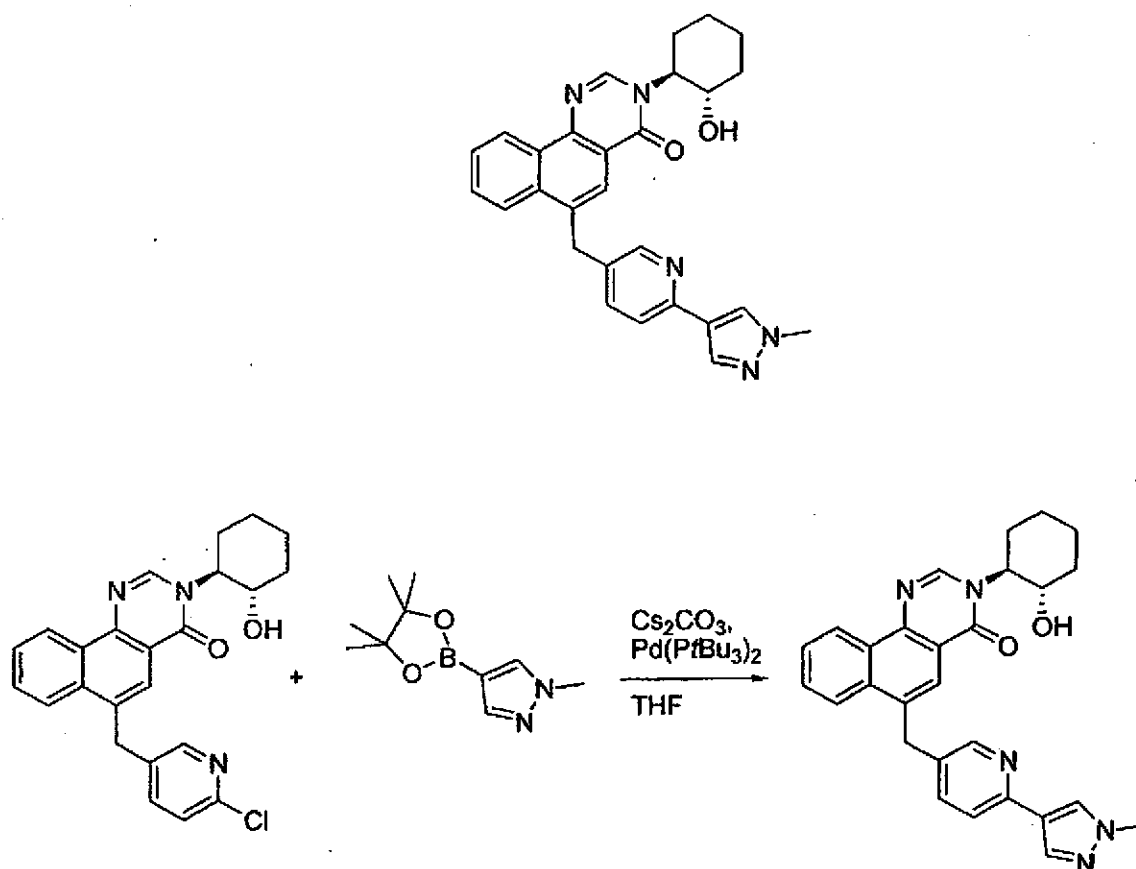


[0151] 6-(4-methoxybenzyl)benzo[b]quinazolin-4(3H)-one was prepared by the same procedure as described for 6-[(6-chloropyridin-3-yl)methyl]benzo[h]quinazolin-4(3H)-one in Example 1. To a solution of 6-(4-methoxybenzyl)benzo[h]quinazolin-4(3H)-one (0.030 g, 0.095 mmol) and 3-iodopyridine (0.058 g, 0.28 mmol) in 2 mL of THF and 1 mL of DMSO under an atmosphere of nitrogen was added cesium carbonate (0.19 mL, 1 N aqueous, 0.19 mmol), *trans*-N,N'-dimethylcyclohexane-1,2-diamine (1.3 mg, 0.0095 mmol), and copper(I) iodide (1.8 mg, 0.095 mmol). The reaction was heated at 120 °C for 15 h, cooled to rt, and concentrated *in vacuo*. The residue was purified via preparative reverse phase HPLC to provide the title compound that gave a proton NMR spectra consistent with theory and a mass ion (ES⁺) of 393.9 for [M+H]⁺: ¹H NMR (400 MHz, d₆-DMSO) δ 9.07 (d, *J* = 8.0, 1H), 8.53 (s, 1H), 8.42 (s, 1H), 8.14 (d, *J* = 7.6 Hz, 1H), 8.07 (d, *J* = 9.6 Hz, 2H), 7.95 (s, 1H), 7.74-7.54 (m, 5H), 4.57 (s, 2H), 4.21-4.09 (m, 1H), 3.92 (s, 3H), 2.20-2.18 (m, 1H), 2.03-1.96 (m, 1H), 1.95-1.83 (m, 2H), 1.58-1.39 (m, 3H), 1.29-1.18 (m, 2H).

EXAMPLE 5

rac-3-[*trans*-2-hydroxycyclohexyl]-6-[[6-(1-methyl-1*H*-pyrazol-4-yl)pyridine-3-yl]methyl] benzo[h]quinazolin-4(3H)-one

[0152]



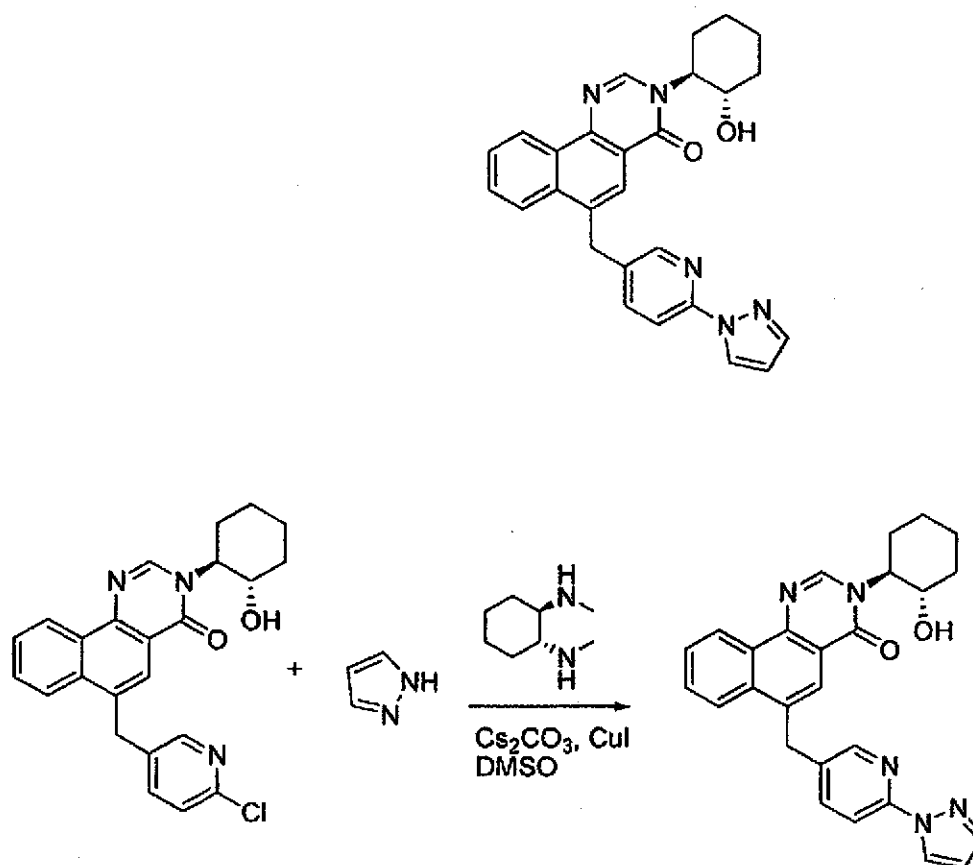
[0153] *rac*-6-[(6-chloropyridin-3-yl)methyl]-3-[*trans*-2-hydroxycyclohexyl]benzo[*h*]quinazolin-4(3*H*)-one was prepared as described in Example 1.

[0154] To a solution of *rac*-6-[(6-chloropyridin-3-yl)methyl]-3-[*trans*-2-hydroxycyclohexyl]benzo[*h*]quinazolin-4(3*H*)-one (0.080 g, 0.19 mmol) in 3 mL of THF under an atmosphere of nitrogen was added cesium carbonate (0.38 mL, 1 N aqueous, 0.38 mmol), 1-methyl-4-(4,4,5,5-tetramethyl-1,3,2-dioxaborolan-2-yl)-1*H*-pyrazole (0.079 g, 0.38 mmol), and bis(tri-*tert*-butylphosphine)palladium(0) (10 mol%). The reaction was heated at 100 °C for 20 h, cooled to rt, and diluted with ethyl acetate and water. The organic layer was removed and washed with saturated aqueous sodium bicarbonate and brine, dried over sodium sulfate, filtered, and concentrated *in vacuo*. The residue was purified via silica gel chromatography, eluting with 100% ethyl acetate, to provide the title compound that gave a proton NMR spectra consistent with theory and a mass ion (ES⁺) of 466.0 for [M+H]⁺: ¹H NMR (400 MHz, CD₃OD) δ 9.02-8.99 (m, 1H), 8.67 (brs, 1H), 8.61 (s, 1H), 8.33 (s, 1H), 8.23 (d, *J* = 7.5 Hz, 1H), 8.03-8.00 (m, 2H), 7.82-7.62 (m, 4H), 4.60 (s, 2H), 4.10-4.04 (m, 1H), 3.89 (s, 3H), 2.08-2.00 (m, 1H), 1.93-1.83 (m, 1H), 1.90-1.72 (m, 3H), 1.38-1.30 (m, 4H).

EXAMPLE 6

rac-3-[*trans*-2-hydroxycyclohexyl]-6-[[6-(1*H*-pyrazol-1-yl)pyridin-3-yl]methyl]benzo[*h*]quinazolin-4(3*H*)-one

[0155]

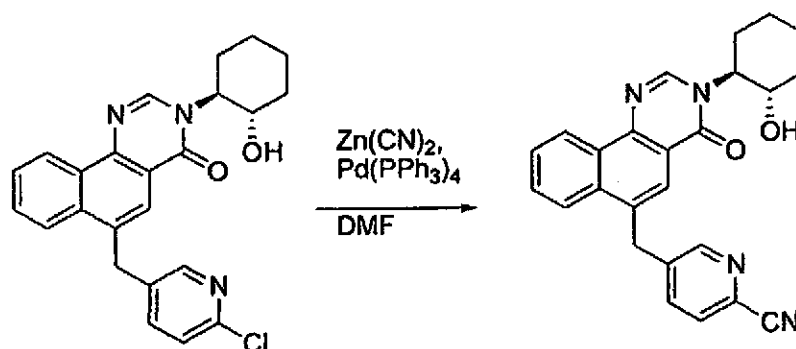
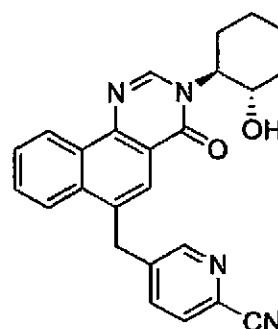


[0156] To a solution of *rac*-6-[(6-chloropyridin-3-yl)methyl]-3-[*trans*-2-hydroxycyclohexyl]benzo[*h*]quinazolin-4(3*H*)-one (0.050 g, 0.12 mmol) and pyrazole (0.024 g, 0.36 mmol) in 2 mL of DMSO under an atmosphere of nitrogen was added cesium carbonate (0.24 mL, 1 N aqueous, 0.24 mmol), *trans*-*N,N*-dimethylcyclohexane-1,2-diamine (1.7 mg, 0.012 mmol), and copper(I) iodide (2.3 mg, 0.012 mmol). The mixture was heated at 130 °C for 24 h, cooled to rt, and purified via preparative reverse phase HPLC. The appropriate fractions were concentrated *in vacuo*. The residue was taken up in saturated aqueous sodium bicarbonate and extracted 3 times with ethyl acetate. The combined organic extracts were washed with brine, dried over sodium sulfate, filtered, and concentrated *in vacuo* to provide the title compound that gave a proton NMR spectra consistent with theory and a mass ion (ES⁺) of 452.0 for [M+H]⁺: ¹H NMR (400 MHz, CDCl₃) δ 9.01-8.99 (m, 1H), 8.50 (s, 1H), 8.32-8.30 (m, 2H), 8.02 (s, 1H), 7.93-7.91 (m, 1H), 7.84 (d, *J* = 8.2 Hz, 1H), 7.69-7.64 (m, 3H), 7.56 (d, *J* = 8.4 Hz, 1H), 6.43 (s, 2H), 4.63 (br s, 1H), 4.09 (br s, 1H), 2.28-2.22 (m, 1H), 2.14-2.00 (m, 1H), 1.94-1.84 (m, 3H), 1.60-1.40 (m, 3H), 1.18-1.10 (m, 1H).

EXAMPLE 7

rac-5-[(3-[*trans*-2-hydroxycyclohexyl]-4-oxo-3,4-dihydrobenzo[*h*]quinazolin-6-yl)methyl]pyridine-2-carbonitrile

[0157]

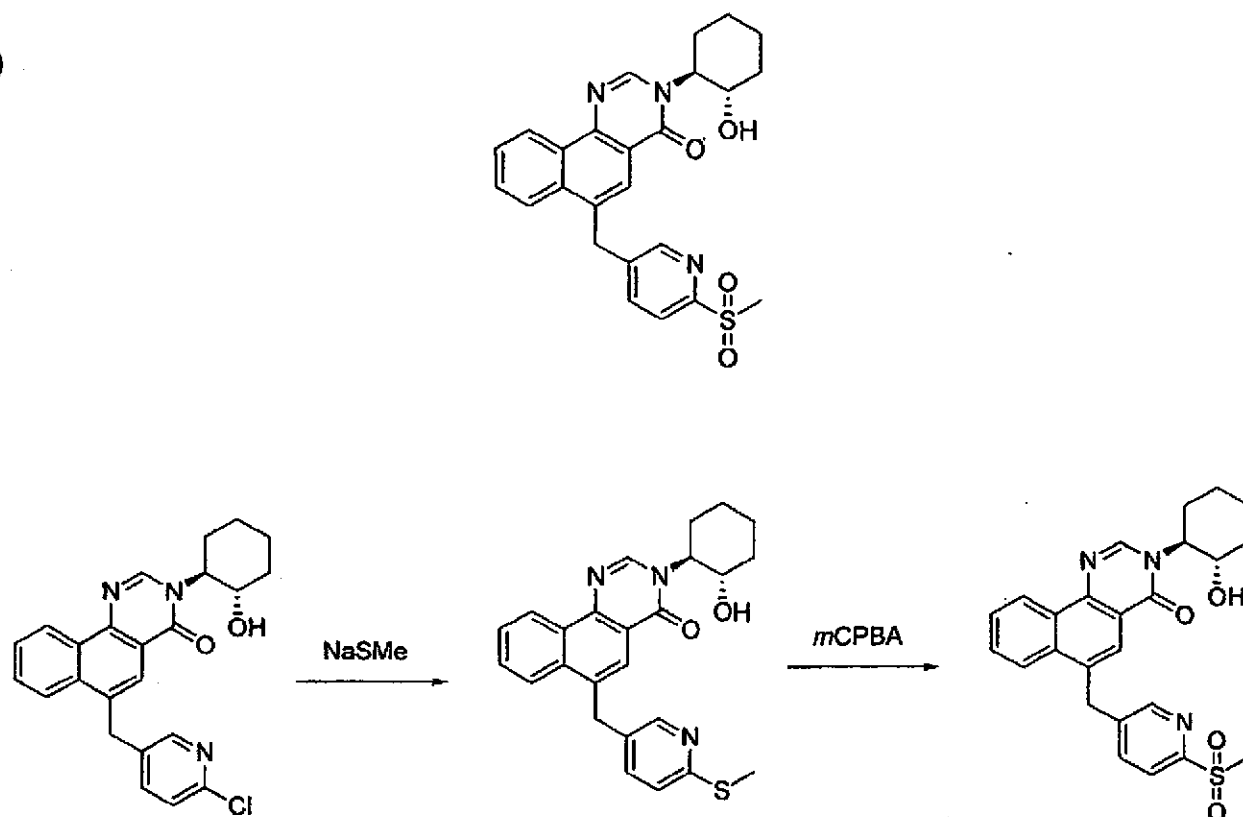


[0158] To a solution of *rac*-6-[(6-chloropyridin-3-yl)methyl]-3-[*trans*-2-hydroxycyclohexyl]benzo[*h*]quinazolin-4(3*H*)-one (0.050 g, 0.12 mmol) and zinc cyanide (0.042 g, 0.36 mmol) in 2 mL of DMF under an atmosphere of nitrogen was added bis(tri-*tert*-butylphosphine)palladium(0) (10 mol%). The mixture was irradiated in a microwave reactor at 160 °C for 1 h, cooled to rt, filtered, and purified via preparative reverse phase HPLC to provide the title compound that gave a proton NMR spectra consistent with theory and a mass ion (ES+) of 411.0 for [M+H]⁺: ¹H NMR (400 MHz, CDCl₃) δ 9.04-9.02 (m, 1H), 8.70 (s, 1H), 8.46 (s, 1H), 8.06 (s, 1H), 7.84-7.80 (m, 1H), 7.76-7.64 (m, 2H), 7.57-7.52 (m, 2H), 4.67 (br s, 1H), 4.55 (s, 2H), 4.02 (br s, 1H), 2.30-2.22 (m, 1H), 2.10-2.03 (m, 1H), 2.00-1.83 (m, 3H), 1.59-1.21 (m, 3H).

EXAMPLE 8

rac-3-[(*trans*-2-hydroxycyclohexyl)-6-[(6-methylsulfonyl)pyridine-3-yl)methyl]benzo[*h*]quinazolin-4(3*H*)-one

[0159]



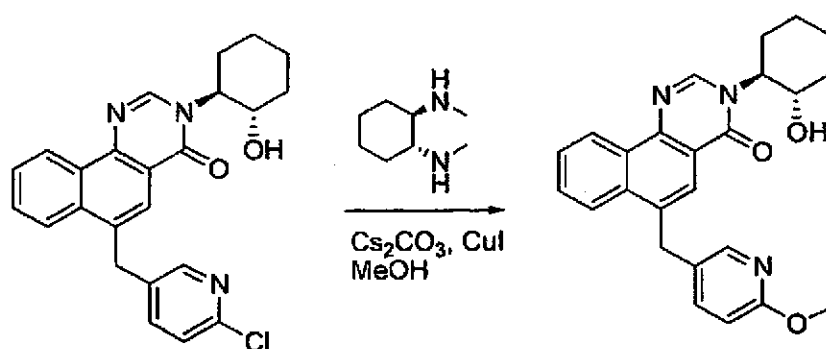
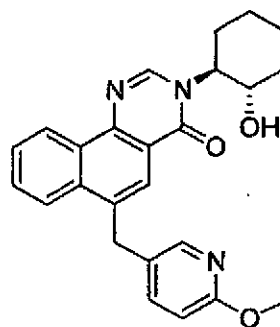
[0160] A solution of *rac*-6-[(6-chloropyridin-3-yl)methyl]-3-[*trans*-2-hydroxycyclohexyl]benzo[*h*]quinazolin-4(3*H*)-one (0.150 g, 0.357 mmol) and sodium thiomethoxide (0.075 g, 1.1 mmol) in 2 mL of DMF was heated at 120 °C for 15 h, cooled to rt and diluted with ethyl acetate. The organic solution was washed with water and brine, dried over sodium sulfate, filtered, and concentrated *in vacuo*. The residue was purified via silica gel chromatography, eluting with 0-50% ethyl acetate in hexanes, to provide the title compound that gave a proton NMR spectra consistent with theory and a mass ion (ES+) of 432.0 for [M+H]⁺: ¹H NMR (400 MHz, CDCl₃) δ 8.98 (d, *J* = 5.6 Hz, 1H), 8.38 (s, 1H), 8.28 (s, 1H), 7.98 (s, 1H), 7.92-7.89 (m, 1H), 7.67-7.63 (m, 2H), 7.26-7.22 (m, 2H), 7.04-7.02 (m, 1H), 4.63 (br s, 1H), 4.35 (s, 2H), 4.04 (br s, 1H), 2.52 (s, 3H), 2.50-2.43 (m, 1H), 2.30-2.22 (m, 1H), 2.00-1.83 (m, 3H), 1.59-1.43 (m, 3H).

[0161] To a solution of the above prepared compound (0.045 g, 0.10 mmol) in 3 mL of dichloromethane at 0 °C was added 3-chloroperoxybenzoic acid (0.045 g, 0.26 mmol). The mixture was warmed to rt, stirred for 2 h and then purified via silica gel chromatography, eluting with 20-70% ethyl acetate in hexanes, to provide the title compound that gave a proton NMR spectra consistent with theory and a mass ion (ES+) of 463.8 for [M+H]⁺: ¹H NMR (400 MHz, CDCl₃) δ 9.05-9.03 (m, 1H), 8.67 (s, 1H), 8.32 (s, 1H), 8.04 (s, 1H), 7.97-7.92 (m, 2H), 7.84-7.81 (m, 1H), 7.72-7.66 (m, 3H), 4.65 (br s, 1H), 4.55 (s, 2H), 4.03 (br s, 1H), 3.20 (s, 3H), 2.30-2.23 (m, 1H), 2.00-1.83 (m, 3H), 1.61-1.43 (m, 4H).

EXAMPLE 9

rac-3-[*trans*-2-hydroxycyclohexyl]-6-[(6-methoxypyridin-3-yl)methyl]benzo[*h*]quinazolin-4(3*H*)-one

[0162]

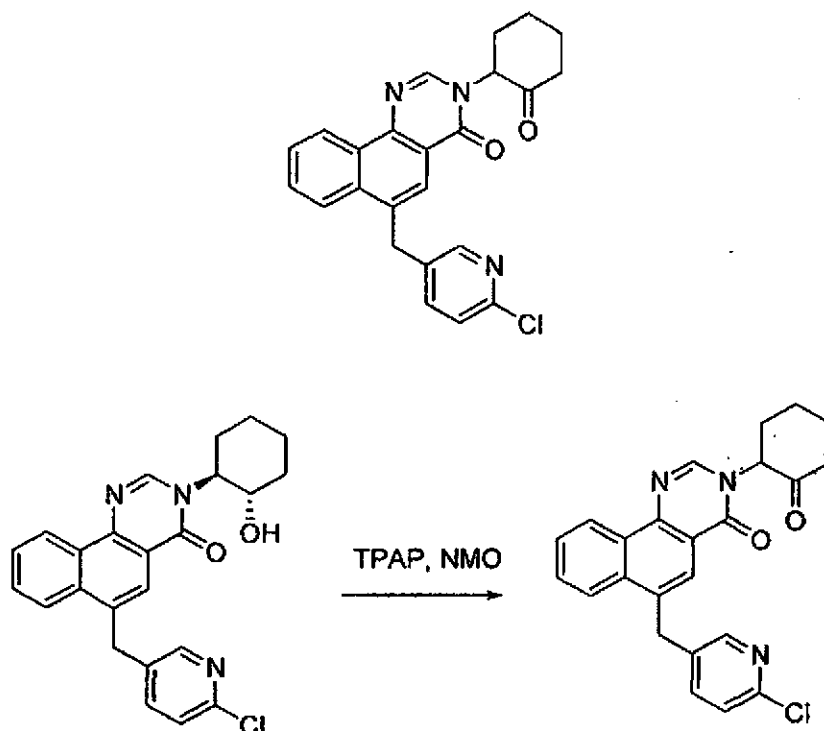


[0163] To a solution of *rac*-6-[(6-chloropyridin-3-yl)methyl]-3-[trans-2-hydroxycyclohexyl]benzo[h]quinazolin-4(3*H*)-one (0.150 g, 0.357 mmol) in 3 mL of MeOH under an atmosphere of nitrogen was added *trans*-*N,N'*-dimethylcyclohexane-1,2-diamine (1.7 mg, 0.012 mmol), and copper(I) iodide (2.3 mg, 0.012 mmol). The mixture was irradiated in a microwave reactor at 160 °C for 4 h, cooled to rt and concentrated *in vacuo*. The residue was purified via silica gel chromatography, eluting with 0-100% ethyl acetate in hexanes, to provide the title compound that gave a proton NMR spectra consistent with theory and a mass ion (ES⁺) of 416.0 for [M+H]⁺: ¹H NMR (400 MHz, CDCl₃) δ 9.03-8.99 (m, 1H), 8.29 (s, 1H), 8.10 (s, 1H), 8.02-7.99 (m, 2H), 7.70-7.65 (m, 2H), 7.37-7.34 (m, 1H), 6.62 (d, *J* = 8.5 Hz, 1H), 4.82 (br s, 1H), 4.39 (s, 2H), 4.01 (br s, 1H), 3.90 (s, 3H), 2.30-2.23 (m, 1H), 2.18-2.12 (m, 1H), 1.99-1.84 (m, 3H), 1.53-1.42 (m, 3H).

EXAMPLE 10

6-[(6-chloropyridin-3-yl)methyl]-3-(2-oxycyclohexyl)benzo[h]quinazolin-4(3*H*)-one

[0164]

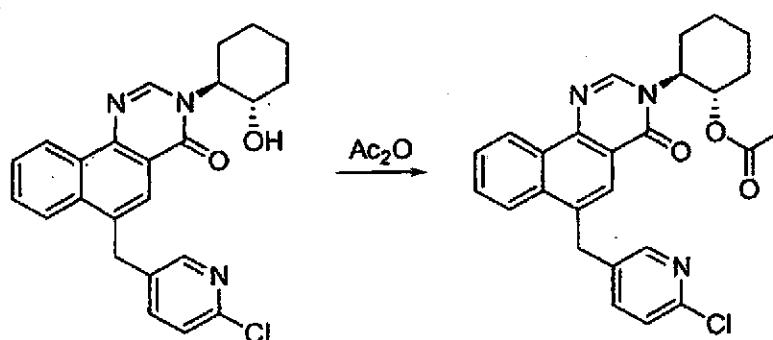
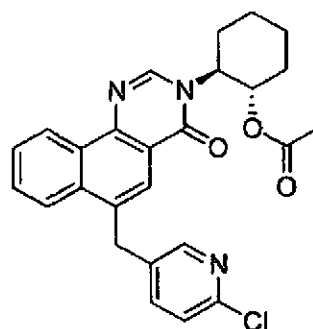


[0165] To a solution of *rac*-6-[(6-chloropyridin-3-yl)methyl]-3-[*trans*-2-hydroxycyclohexyl]benzo[*h*]quinazolin-4(3H)-one (0.050 g, 0.12 mmol) in 3 mL of dichloromethane containing powdered 4Å molecular sieves was added 4-methylmorpholine 4-oxide (0.018 g, 0.16 mmol). After 15 min, tetrabutylammonium perruthenate (0.013 g, 0.036 mmol) was added and after 30 min, the mixture was filtered through a pad of Celite. The filtrate was concentrated *in vacuo* and purified via preparative reverse phase HPLC to provide the title compound that gave a proton NMR spectra consistent with theory and a mass ion (ES+) of 417.9 for [M+H]⁺: ¹H NMR (400 MHz, CDCl₃) δ 9.03-9.00 (m, 1H), 8.60 (s, 1H), 8.49 (s, 1H), 7.96-7.93 (m, 1), 7.81-7.76 (m, 2H), 7.55-7.48 (m, 1H), 7.29-7.26 (m, 1H), 5.78-5.73 (m, 1H), 4.53 (s, 2H), 2.80-2.71 (m, 1H), 2.66-2.58 (m, 1H), 2.51-2.47 (m, 1H), 2.30-2.18 (m, 3H), 2.06-1.83 (m, 2H).

EXAMPLE 11

trans-2-[6-[(6-chloropyridin-3-yl)methyl]-4-oxobenzo[*h*]quinazolin-3(4*H*)-yl]cyclohexyl *rac*-acetate

[0166]

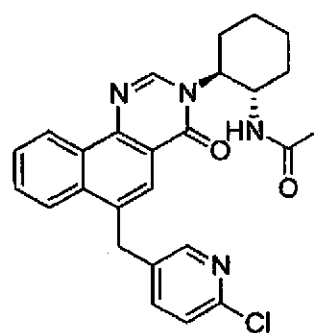


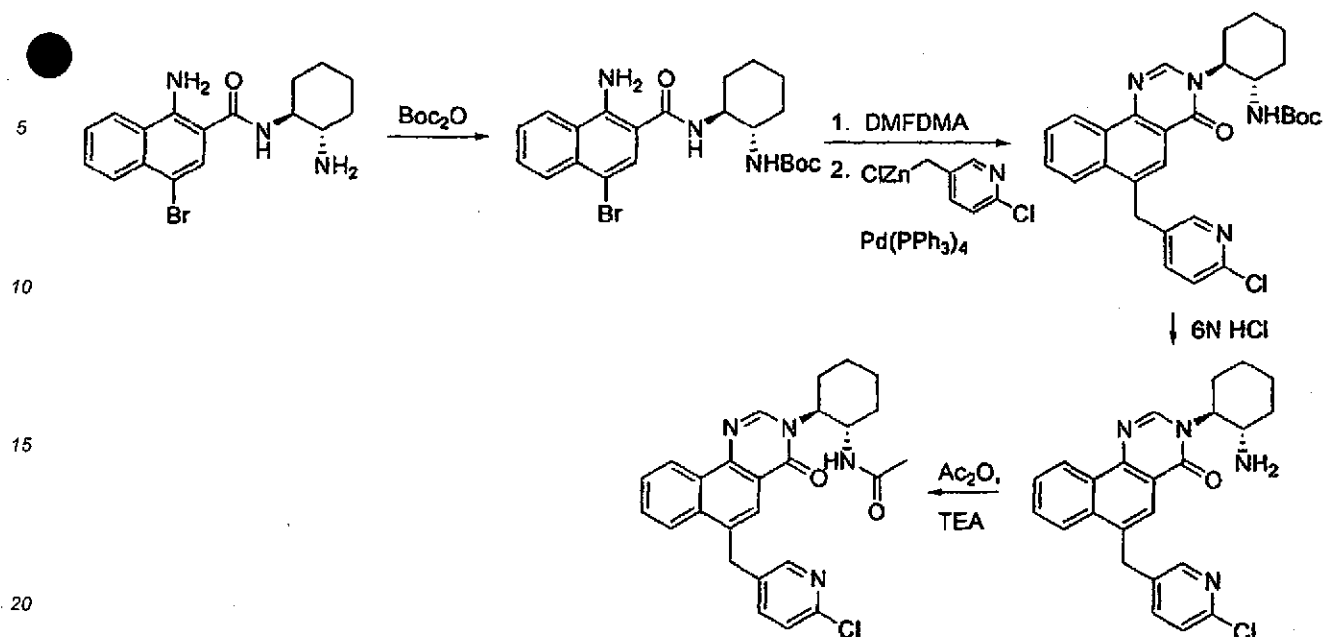
[0167] To a solution of *rac*-6-[(6-chloropyridin-3-yl)methyl]-3-[trans-2-hydroxycyclohexyl]benzo[h]quinazolin-4(3H)-one (0.040 g, 0.095 mmol) in 2 mL of CH_2Cl_2 at 0 °C was added acetic anhydride (0.011 mL, 0.11 mmol) and triethylamine (0.026 mL, 0.20 mmol). The mixture was warmed to rt and after 15 h, concentrated *in vacuo*. The residue was purified via preparative reverse phase HPLC to provide the title compound that gave a proton NMR spectra consistent with theory and a mass ion (ES+) of 461.9 for $[\text{M}+\text{H}]^+$.

EXAMPLE 12

N-[(1S,2S)-2-[6-[(6-chloropyridin-3-yl)methyl]-4-oxobenzo[h]quinazolin-3(4H)-yl]cyclohexyl]acetamide

[0168]





[0169] 1-Amino-N-[(1S,2S)-2-aminocyclohexyl]-4-bromo-2-naphthamide was prepared by the procedure described for the synthesis of 1-amino-4-bromo-N-[(1S,2S)-2-hydroxycyclohexyl]-2-naphthamide in Example 1.

[0170] To a solution of 1-amino-N-[(1S,2S)-2-aminocyclohexyl]-4-bromo-2-naphthamide (0.460 g, 1.27 mmol) in 20 mL of dichloromethane was added di-*tert*-butyl dicarbonate (0.305 g, 1.40 mmol). The mixture was stirred at rt for 4 h and then purified via silica gel chromatography, eluting with 0-20% ethyl acetate in hexanes, to provide *tert*-butyl {(1S,2S)-2-[(1-amino-4-bromo-2-naphthoyl)amino]cyclohexyl}carbamate that gave a mass ion (ES⁺) of 463.9 for [M+H]⁺.

[0171] The above prepared compound was converted to provide *tert*-butyl {(1S,2S)-2-[6-[(6-chloropyridin-3-yl)methyl]-4-oxobenzo[h]quinazolin-3(4H)-yl]cyclohexyl}carbamate by the procedure described for the synthesis of 6-[(6-chloropyridin-3-yl)methyl]-3-[(1S,2S)-2-hydroxycyclohexyl]benzo[h]quinazolin-4(3H)-one in Example 2.

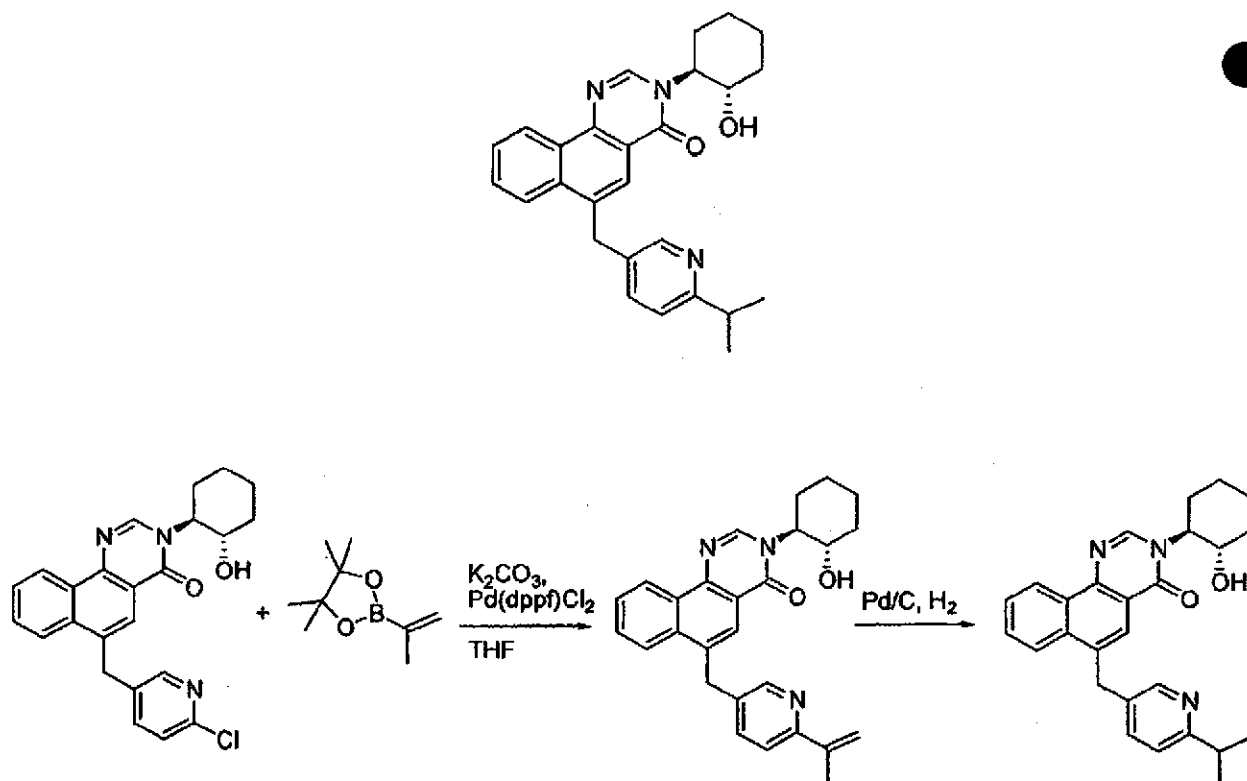
[0172] To a solution of *tert*-butyl {(1S,2S)-2-[6-[(6-chloropyridin-3-yl)methyl]-4-oxobenzo[h]quinazolin-3(4H)-yl]cyclohexyl}carbamate (0.080 g, 0.15 mmol) in 2 mL of methanol was added hydrochloric acid (0.15 mL, 6 N aqueous, 0.92 mmol). The reaction was heated at 60 °C for 2 h, cooled to ambient temperature and concentrated *in vacuo*. The residue was concentrated twice with toluene. The residue was purified via preparative reverse phase HPLC to provide 3-[(1S,2S)-2-aminocyclohexyl]-6-[(6-chloropyridin-3-yl)methyl]benzo[h]quinazolin-4(3H)-one that gave a proton NMR spectra consistent with theory and a mass ion (ES⁺) of 419.0 for [M+H]⁺: ¹H NMR (400 MHz, *d*₆-DMSO) δ 9.10-9.08 (m, 1H), 8.56 (br s, 1H), 8.27 (s, 1H), 8.14-8.12 (m, 1H), 8.04 (s, 1H), 7.80-7.75 (m, 3H), 7.43-7.36 (m, 1H), 4.60 (s, 2H), 2.31-2.24 (m, 2H), 2.12-1.94 (m, 4H), 1.70-1.56 (m, 4H).

[0173] To a solution of the above prepared compound (0.025 g, 0.055 mmol) in 2 mL of dichloromethane at 0 °C was added triethylamine (0.023 mL, 0.16 mmol) and acetic anhydride (0.0078 mL, 0.082 mmol). The mixture was stirred at 0 °C for 2 h, diluted with dichloromethane and washed with water and brine, dried over sodium sulfate, filtered, and concentrated *in vacuo*. The residue was purified via silica gel chromatography, eluting with 10-100% ethyl acetate in hexanes, to provide the title compound that gave a proton NMR spectra consistent with theory and a mass ion (ES⁺) of 460.9 for [M+H]⁺: ¹H NMR (400 MHz, CDCl₃) δ 9.11-9.08 (m, 1H), 8.38 (s, 1H), 8.02 (s, 1H), 7.93-7.91 (m, 1H), 7.72-7.68 (m, 2H), 7.41-7.39 (m, 1H), 7.20-7.17 (m, 1H), 5.76-5.74 (m, 1H), 4.94-4.88 (m, 1H), 4.47 (s, 2H), 4.29-4.24 (m, 1H), 2.28-2.21 (m, 1H), 2.16-2.02 (m, 1H), 2.00-1.82 (m, 3H), 1.72 (s, 3H), 1.60-1.41 (m, 3H).

EXAMPLE 13

3-[(1S,2S)-2-hydroxycyclohexyl]-6-[(6-isopropylpyridin-3-yl)methyl]benzo[h]quinazolin-4(3H)-one

[0174]



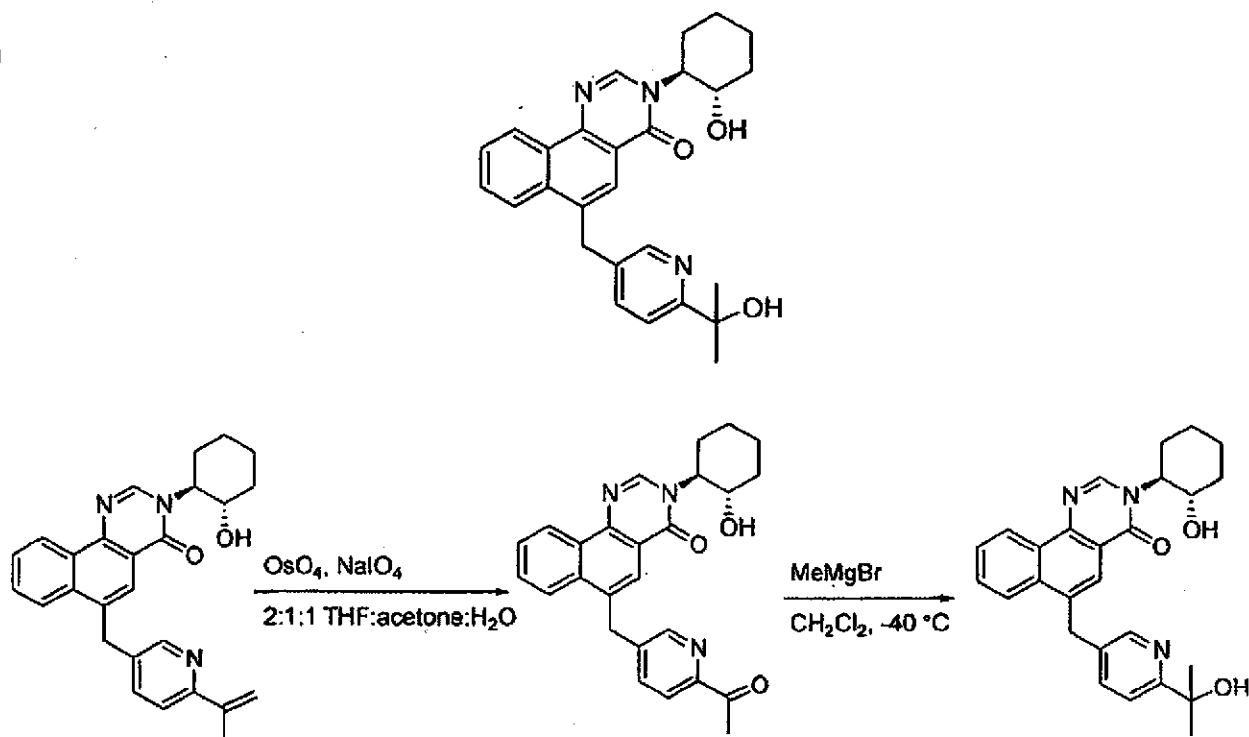
[0175] To a solution of *rac*-6-[(6-chloropyridin-3-yl)methyl]-3-[*trans*-2-hydroxycyclohexyl]benzo[*h*]quinazolin-4(3*H*)-one (0.250 g, 0.595 mmol) in 3 mL of THF and 0.5 mL of water under an atmosphere of nitrogen was added potassium carbonate (0.091 g, 0.66 mmol), isopropenylboronic acid pinacol ester (0.200 g, 1.19 mmol), and [1,1'-bis(diphenyl-phosphino)ferrocene]dichloropalladium(II), 1:1 complex with DCM (10 mol%) (0.022 g, 0.030 mmol). The mixture was heated at 100 °C for 18 h, cooled to rt, and diluted with ethyl acetate and water. The mixture was partitioned and the organic layer was washed with saturated aqueous sodium bicarbonate and brine, dried over sodium sulfate, filtered, and concentrated *in vacuo*. The residue was purified via silica gel chromatography, eluting with 10-50% ethyl acetate in hexanes, to provide 3-[(1*S*,2*S*)-2-hydroxycyclohexyl]-6-[(6-isopropenylpyridin-3-yl)methyl]benzo[*h*]quinazolin-4(3*H*)-one that gave a proton NMR spectra consistent with theory and a mass ion (ES⁺) of 426.0 for [M+H]⁺: ¹H NMR (400 MHz, CDCl₃) δ 9.05-9.03 (m, 1H), 8.57 (s, 1H), 8.30 (s, 1H), 8.09 (s, 1H), 8.00-7.97 (m, 1H), 7.69-7.66 (m, 2H), 7.39-7.33 (m, 2H), 5.80 (s, 1H), 5.25 (s, 1H), 4.72-4.60 (m, 1H), 4.49 (s, 2H), 4.05-3.97 (m, 1H), 2.30-2.23 (m, 1H), 2.18 (s, 3H), 2.12-2.02 (m, 1H), 1.99-1.92 (m, 3H), 1.58-1.44 (m, 3H).

[0176] To a solution of the above compound (0.030 g, 0.71 mmol) in 3 mL of MeOH was added palladium on carbon (10 mol%). The mixture was placed under an atmosphere of hydrogen (1 atm) for 3 h and was then filtered through a pad of Celite, which was washed with MeOH. The filtrate was concentrated *in vacuo* to provide the title compound that gave a proton NMR spectra consistent with theory and a mass ion (ES⁺) of 428.0 for [M+H]⁺: ¹H NMR (400 MHz, CDCl₃) δ 9.04-9.00 (m, 1H), 8.52 (s, 1H), 8.30 (s, 1H), 8.04 (s, 1H), 8.00-7.96 (m, 1H), 7.69-7.65 (m, 2H), 7.35-7.31 (m, 1H), 7.01 (d, *J* = 8.0 Hz, 1H), 4.72-4.60 (m, 1H), 4.42 (s, 2H), 4.04-3.97 (m, 1H), 3.04-2.95 (m, 1H), 2.26-2.20 (m, 1H), 2.09-2.01 (m, 1H), 1.99-1.83 (m, 3H), 1.63-1.41 (m, 4H), 1.26 (d, *J* = 6.9 Hz, 6H).

EXAMPLE 14

3-[(1*S*,2*S*)-2-hydroxycyclohexyl]-6-[[6-(1-hydroxy-1-methylethyl)pyridin-3-yl]methyl]benzo[*h*]quinazolin-4(3*H*)-one

[0177]



[0178] 3-[(1S,2S)-2-hydroxycyclohexyl]-6-[(6-isopropenylpyridin-3-yl)methyl]benzo[h]quinazolin-4(3H)-one was prepared as described in Example 13.

[0179] To a solution of 3-[(1S,2S)-2-hydroxycyclohexyl]-6-[(6-isopropenylpyridin-3-yl)methyl]benzo[h]quinazolin-4(3H)-one in 4 mL solution of THF:acetone:water (2:1:1) was added sodium periodate (0.075 g, 0.353 mmol), and osmium tetroxide (4 wt% in water, 3 drops from a 9" pipet) and after 4 h, additional osmium tetroxide (4 wt% in water, 3 drops from a 9" pipet) was added. After an additional 3 h, the mixture was diluted with ethyl acetate, washed with aqueous sodium thiosulfate and brine, dried over sodium sulfate, filtered, and concentrated *in vacuo*. The residue was purified via silica gel chromatography, eluting with 10-50% ethyl acetate in hexanes, to provide 6-[(6-acetylpyridin-3-yl)methyl]-3-[(1S,2S)-2-hydroxycyclohexyl]benzo[h]quinazolin-4(3H)-one that gave a proton NMR spectra consistent with theory and a mass ion (ES+) of 428.0 for $[\text{M}+\text{H}]^+$: ^1H NMR (400 MHz, CDCl_3) δ 9.04-9.02 (m, 1H), 8.61 (s, 1H), 8.31 (s, 1H), 8.04 (s, 1H), 7.97-7.87 (m, 2H), 7.71-64 (m, 2H), 7.57-7.52 (m, 1H), 4.71-4.60 (m, 1H), 4.53 (s, 2H), 4.06-4.00 (m, 1H), 2.68 (s, 3H), 2.28-2.23 (m, 1H), 2.20-2.17 (m, 1H), 2.00-1.85 (m, 3H), 1.60-1.42 (m, 3H).

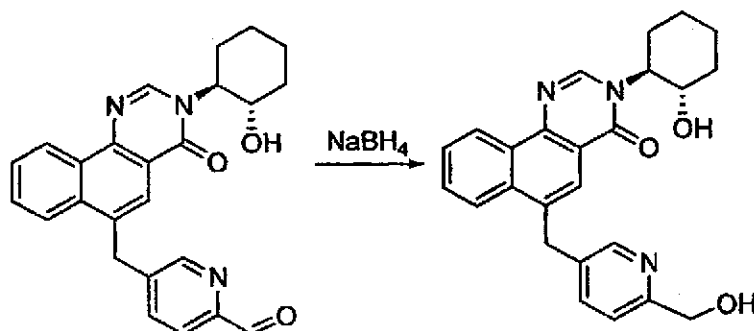
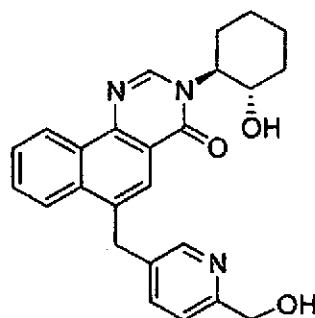
[0180] To a solution of the above prepared compound (0.010 g, 0.023 mmol) in 2 mL of dichloromethane at -40°C was added methylmagnesium bromide (0.016 mL, 3.0 M diethyl ether solution, 0.047 mmol). After 1 h -40°C , the mixture was treated with saturated aqueous ammonium chloride, concentrated *in vacuo*, and purified via preparative reverse phase HPLC to provide the title compound that gave a proton NMR spectra consistent with theory and a mass

ion (ES+) of 444.1 for $[\text{M}+\text{H}]^+$: ^1H NMR (400 MHz, CD_3OD) δ 9.12-9.10 (m, 1H), 8.57 (s, 1H), 8.52 (s, 1H), 8.43-3.41 (m, 1H), 8.12-8.00 (m, 3H), 7.81-7.73 (m, 2H), 4.86 (s, 2H), 4.21-4.10 (m, 1H), 2.22-2.17 (m, 1H), 2.04-1.97 (m, 1H), 1.96-1.81 (m, 2H), 1.63 (s, 6H), 1.56-1.43 (m, 3H).

EXAMPLE 15

rac-3-[*trans*-2-hydroxycyclohexyl]-6-[[6-(hydroxymethyl)pyridine-3-yl]methyl]benzo[h]quinazolin-4(3H)-one

[0181]



[0182] *Rac*-5-({3-[(*trans*-2-hydroxycyclohexyl)-4-oxo-3,4-dihydrobenzo[*h*]quinazolin-6-yl]methyl}pyridine-2-carbaldehyde) was prepared by the same procedure as described for the synthesis of 6-[(6-acetylpyridin-3-yl)methyl]-3-[(1*S*,2*S*)-2-hydroxycyclohexyl]benzo[*h*]quinazolin-4(3*H*)-one in Example 14.

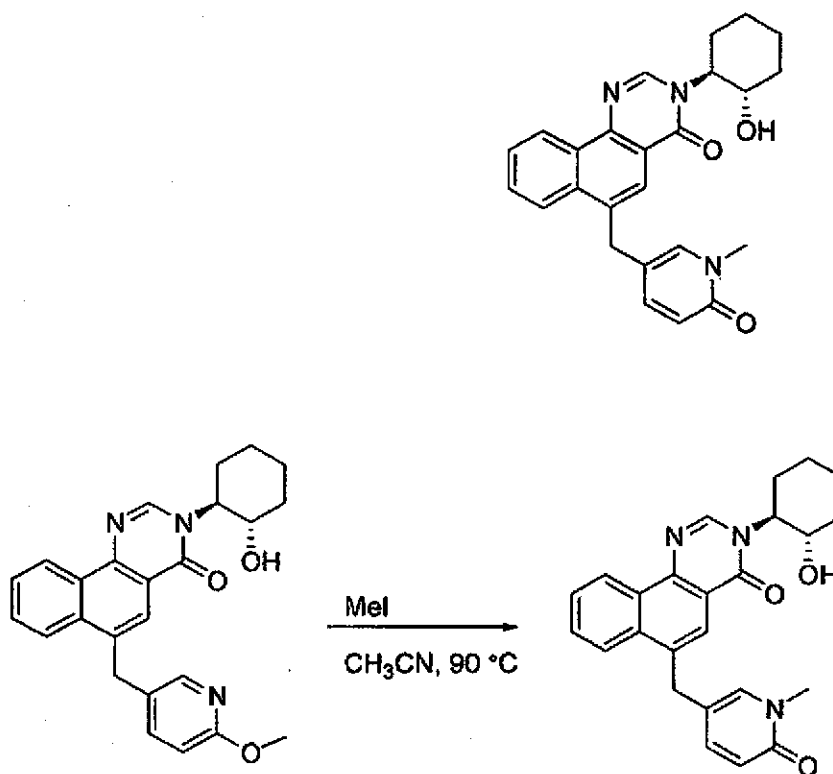
[0183] To a solution of *rac*-5-({3-[(*trans*-2-hydroxycyclohexyl)-4-oxo-3,4-dihydrobenzo[*h*]quinazolin-6-yl]methyl}pyridine-2-carbaldehyde) (0.070 g, 0.17 mmol) in 3 mL of MeOH was added sodium borohydride (0.0096 g, 0.25 mmol). After 1 h, the mixture was treated with saturated aqueous ammonium chloride, concentrated *in vacuo*, and diluted with ethyl acetate. The organic solution was washed with water and brine, dried over sodium sulfate, filtered, and concentrated *in vacuo*. The residue was purified via preparative reverse phase HPLC to provide the title compound that gave a proton

NMR spectra consistent with theory and a mass ion (ES⁺) of 416.0 for [M+H]⁺: ¹H NMR (400 MHz, CD₃OD) δ 9.06-9.04 (m, 1H), 8.53 (s, 1H), 8.31 (s, 1H), 8.07 (s, 1H), 8.02-7.95 (m, 1H), 7.70-7.67 (m, 1H), 7.46-7.43 (m, 1H), 7.12-7.10 (m, 1H), 4.71 (s, 2H), 4.69-4.61 (m, 1H), 4.49 (s, 2H), 4.04-4.00 (m, 1H), 2.28-2.18 (m, 1H), 1.94-1.88 (m, 1H), 1.72-1.40 (m, 6H).

EXAMPLE 16

rac-3-[(*trans*-2-hydroxycyclohexyl)-6-[(1-methyl-6-oxo-1,6-dihydropyridin-3-yl)methyl]benzo[*h*]quinazolin-4(3*H*)-one

[0184]



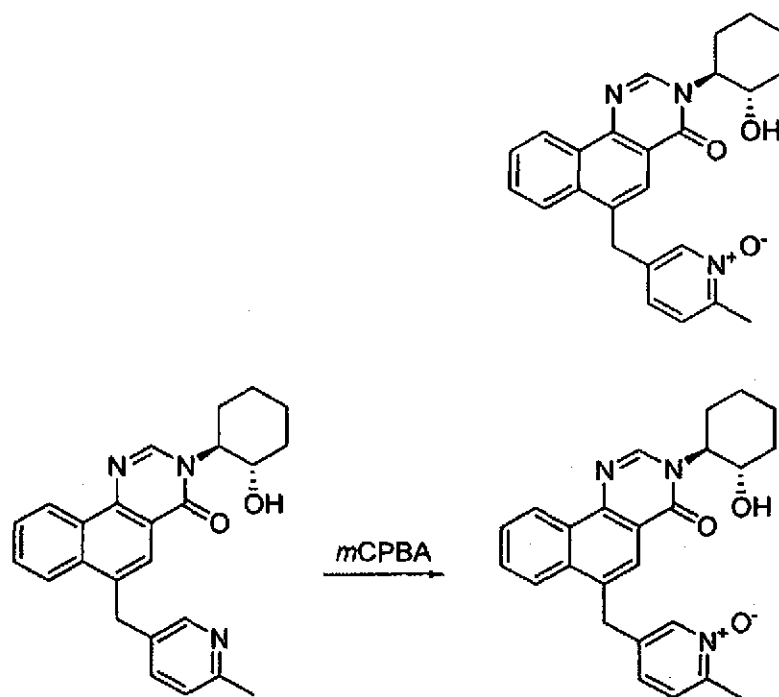
[0185] *Rac*-3-[*trans*-2-hydroxycyclohexyl]-6-[(6-methoxypyridin-3-yl)methyl]benzo[*h*]quinazolin-4(3*H*)-one was prepared as described in Example 9.

[0186] To a solution of *rac*-3-[*trans*-2-hydroxycyclohexyl]-6-[(6-methoxypyridin-3-yl)methyl]benzo[*h*]quinazolin-4(3*H*)-one (0.025 g, 0.060 mmol) in 1 mL of acetonitrile in a screw capped vial was added iodomethane (0.031 g, 0.22 mmol). The vessel was sealed and heated at 90 °C for 48 h, cooled to rt, and concentrated *in vacuo*. The residue was purified via preparative reverse phase HPLC to provide the title compound that gave proton NMR spectra consistent with theory and a mass ion (ES⁺) of 416.1 for [M+H]⁺: is NMR (400 MHz, CDCl₃) δ 9.07-9.05 (m, 1H), 8.41 (s, 1H), 8.06 (s, 1H), 7.94-7.92 (m, 1H), 7.75-7.72 (m, 2H), 7.45 (d, *J* = 2.5 Hz, 1H), 7.02 (s, 1H), 6.77 (d, *J* = 9.3 Hz, 1H), 4.68 (br s, 1H), 4.27 (s, 2H), 4.01 (br s, 1H), 3.50 (s, 3H), 2.28-1.88 (m, 5H), 1.59-1.44 (m, 3H).

EXAMPLE 17

3-[(1*S*,2*S*)-2-hydroxycyclohexyl]-6-[(6-methyl-1-oxopyridin-3-yl)methyl]benzo[*h*]quinazolin-4(3*H*)-one

[0187]



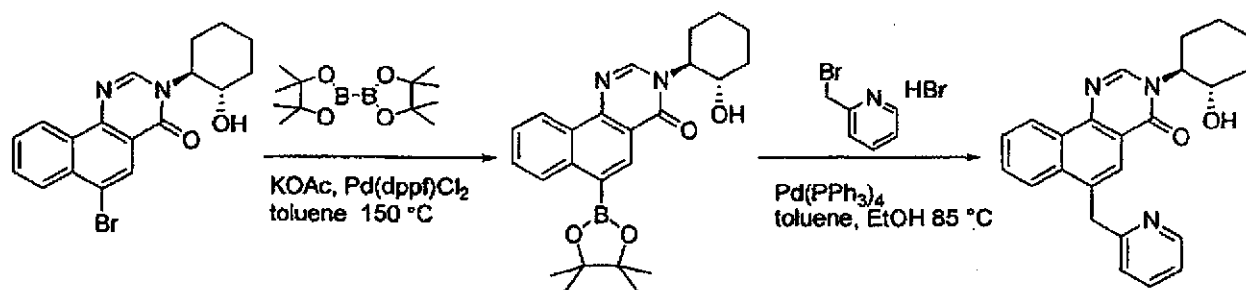
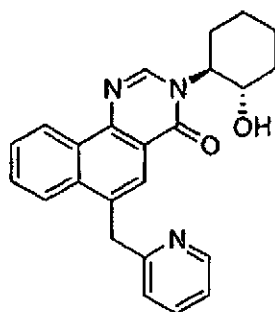
[0188] 3-[(1S,2S)-2-hydroxycyclohexyl]-6-[(6-methylpyridin-3-yl)methyl]benzo[h]quinazolin-4(3H)-one was prepared as described in Example 2.

[0189] To a suspension of 3-[(1S,2S)-2-hydroxycyclohexyl]-6-[(6-methylpyridin-3-yl)methyl]benzo[h]quinazolin-4(3H)-one hydrochloride (0.050 g, 0.12 mmol) in 0.6 mL of dichloromethane was added triethylamine (0.012 g, 0.12 mmol). Upon dissolution of the suspension, 3-chloroperoxybenzoic acid (0.031 g, 0.13 mmol) was added and the mixture was stirred at rt for 15 h. The mixture was diluted with dichloromethane, washed with saturated aqueous sodium carbonate, dried over sodium sulfate, filtered, and concentrated *in vacuo*. The residue was purified via silica gel chromatography, eluting with 0-10% methanol in dichloromethane, to provide the title compound that gave proton NMR spectra consistent with theory and a mass ion (ES+) of 416.1967 for [M+H]⁺: ¹H NMR (400 MHz, CDCl₃) δ 8.99-8.96 (m, 1H), 8.29 (s, 1H), 8.12 (s, 1H), 7.98 (s, 1H), 7.79-7.76 (m, 1H), 7.65-7.59 (m, 2H), 6.91 (d, J = 8.1 Hz, 1H), 4.61 (br s, 1H), 4.31 (s, 2H), 4.00 (br s, 1H), 2.50-2.40 (m, 1H), 2.41 (s, 3H), 2.26-2.21 (m, 1H), 2.06-1.98 (m, 1H), 1.98-1.82 (m, 3H), 1.58-1.40 (m, 3H).

EXAMPLE 18

3-[(1S,2S)-2-hydroxycyclohexyl]-6-(pyridin-2-ylmethyl)benzo[h]quinazolin-4(3H)-one

[0190]



[0191] 6-bromo-3-[(1S,2S)-2-hydroxycyclohexyl]benzo[h]quinazolin-4(3H)-one was prepared as described in Example 2.

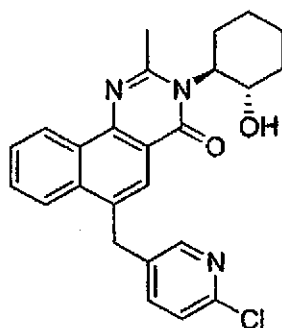
[0192] To a solution of 6-bromo-3-[(1S,2S)-2-hydroxycyclohexyl]benzo[h]quinazolin-4(3H)-one (0.300 g, 0.804 mmol) in 6.5 mL of toluene was added bis(pinacolato)diboron (0.225 g, 0.884 mmol), potassium acetate (0.158 g, 1.61 mmol), and [1,1'-bis(diphenylphosphino)ferrocene]dichloro-palladium(II), 1:1 complex with DCM (0.029 g, 0.040 mmol) under an atmosphere of nitrogen. The mixture was irradiated in a microwave reactor at 150 °C for 90 min, cooled to rt and diluted with ethyl acetate. The organic solution was washed twice with water, dried over sodium sulfate, filtered, and concentrated *in vacuo*. The residue was purified via silica gel chromatography, eluting with 0-50% ethyl acetate in hexanes, to provide 3-[(1S,2S)-2-hydroxycyclohexyl]-6-(4,4,5,5-tetramethyl-1,3,2-dioxaborolan-2-yl)benzo[h]quinazolin-4(3H)-one that gave a mass ion (ES⁺) of 421.0 for [M+H]⁺.

[0193] To a solution of the above prepared compound (0.080 g, 0.190 mmol) in 1 mL of toluene and 0.8 mL of ethanol was added 2-(bromomethyl)pyridine hydrobromide (0.048 g, 0.19 mmol), sodium carbonate (0.76 mL, 2 M aqueous, 1.5 mmol), and tetrakis(triphenylphosphine)palladium(0) (0.143 g, 0.124 mmol) under an atmosphere of nitrogen. The mixture was heated at 85 °C for 3 h, cooled to rt and diluted with ethyl acetate. The organic solution was washed with aqueous sodium sulfate and brine, dried over sodium sulfate, filtered, and concentrated *in vacuo*. The residue was purified via preparative reverse phase HPLC to provide the title compound that gave proton NMR spectra consistent with theory and a mass ion (ES⁺) of 386.0 for [M+H]⁺: ¹H NMR (400 MHz, CDCl₃) δ 9.06-9.04 (m, 1H), 8.92 (d, *J* = 5.1 Hz, 1H), 8.38 (s, 1H), 8.17 (s, 1H), 7.99-7.89 (m, 2H), 7.74-7.69 (m, 2H), 7.62-7.58 (m, 1H), 7.26-7.24 (m, 1H), 5.02-4.91 (m, 2H), 4.67 (br s, 1H), 4.03 (br s, 1H), 2.33-2.24 (m, 1H), 2.10-2.00 (m, 1H), 2.00-1.86 (m, 3H), 1.60-1.43 (m, 3H).

EXAMPLE 19

6-[(6-chloropyridin-3-yl)methyl]-3-[(1S,2S)-2-hydroxycyclohexyl]-2-methylbenzo[h]quinazolin-4(3H)-one

[0194]



[0195] Using the procedures described in Example 2 for the preparation of 6-[(6-chloropyridin-3-yl)methyl]-3-[(1S,2S)-2-hydroxycyclohexyl]benzo[h]quinazolin-4(3H)-one, substituting *N,N*-dimethylacetamide dimethylacetal for *N,N*-dimethylformamide dimethylacetal, the title compound was obtained that gave proton NMR spectra consistent with theory and a mass ion (ES⁺) of 433.9 for [M+H]⁺: ¹H NMR (400 MHz, d₆-DMSO) δ 9.05-9.03 (m, 1H), 8.28 (s, 1H), 8.06 (d, *J* = 7.7, 1H), 7.92 (s, 1H), 7.75-7.63 (m, 3H), 7.34 (d, *J* = 8.4 Hz, 1H), 4.80-4.74 (m, 1H), 4.53 (s, 2H), 4.15-4.09 (m, 1H), 2.87 (s, 3H), 2.81-2.70 (m, 1H), 2.19-2.12 (m, 1H), 1.90-1.80 (m, 3H), 1.53-1.35 (m, 3H).

[0196] The following compounds of formula (III) above, wherein R³ is hydrogen, are depicted below in Table 1. The Table 1 compounds were prepared according to the general procedures provided in Examples 1-20. The starting materials are either commercially available or may be prepared from commercially available reagents using conventional reactions well known in the art.

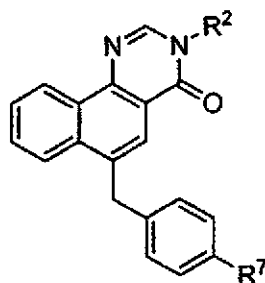
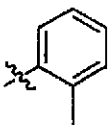

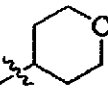
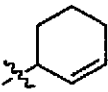
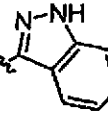
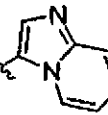
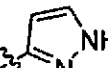
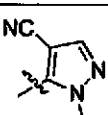
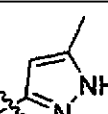
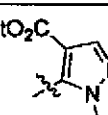
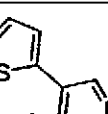
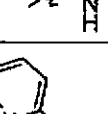


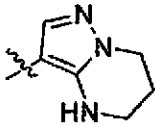
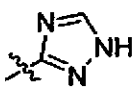
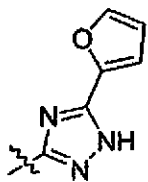
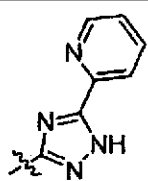
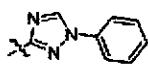
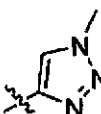
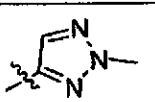
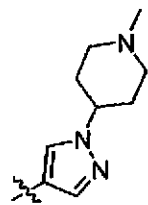
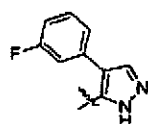
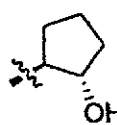
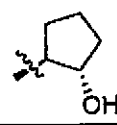
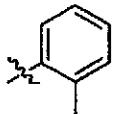
Table 1 Exemplary compounds of Figure (III), wherein R³ is Hydrogen

Example No.	Stereospecificity	R ²	R ⁷	MS	Method
20	-		OMe	411.1527	Example 1
21	-	H	OMe	317.0	Example 1
22	-	Allyl	OMe	357.0	Example 1
23	-	Me	OMe	331.0	Example 1
24	-	Ph	OMe	392.9	Example 4
25	racemic		OMe	414.9	Example 1
26	-	3-pyridyl	OMe	393.9	Example 4
27	-	4-pyridyl	OMe	393.9	Example 4

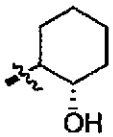
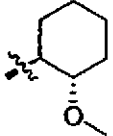
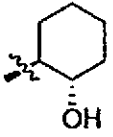
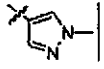
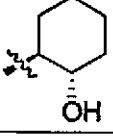

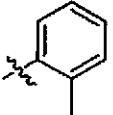
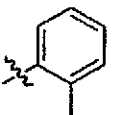
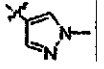
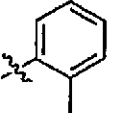


(continued)

Example No.	Stereospecificity	R ²	R ⁷	MS	Method
28	-		OMe	407.0	Example 1
29	-		OMe	373.0	Example 1
30	-	CH ₂ CH ₂ CN	OMe	369.94	Example 1
31	-		OMe	400.94	Example 1
32	-	CH ₂ CH ₂ OH	OMe	360.99	Example 1
33	racemic		OMe	397.0	Example 1
34	-		OMe	433.1659	Example 1
35	-		OMe	433.1659	Example 3
36	-		OMe	383.1498	Example 3
37	-		OMe		Example 3
38	-		OMe	397.1653	Example 3
39	-		OMe	469.1859	Example 3
40	-		OMe	465.1376	Example 3
41	-		OMe	460.1755	Example 3

(continued)

Example No.	Stereospecificity	R ²	R ⁷	MS	Method
42	-		OMe	438.1925	Example 3
43	-		OMe	384.1456	Example 3
44	-		OMe	450.1563	Example 3
45	-		OMe	461.1723	Example 3
46	-		OMe	460.1762	Example 3
47	-		OMe	398.1608	Example 3
48	-		OMe	398.1605	Example 3
49	-		OMe	480.2408	Example 3
50	-		OMe	477.1723	Example 3
51	racemic		OMe	401.0	Example 1
52	racemic		Cl	404.9	Example 1
53	-		Cl	410.9	Example 1

(continued)

Example No.	Stereospecificity	R ²	R ⁷	MS	Method
54	Racemic		Cl	418.9	Example 1
55	Racemic		Cl	432.9	Example 1
56	Racemic			464.9	Example 5
57	Racemic			461.9	Example 5
58	-	PMB	OMe	437.0	Example 1
59	-		Ph	452.9	Example 5
60	-			457.0	Example 5
61	-			442.9	Example 6
62	-		H	377.0	Example 5

[0197] The following compounds of Figure (I) above, wherein R³ is hydrogen and X, Y and Z are CH, are depicted below in Table 2. The Table 2 compounds were prepared according to the general procedures provided in Examples 1-19. The starting materials are either commercially available or may be prepared from commercially available reagents using conventional reactions well known in the art.

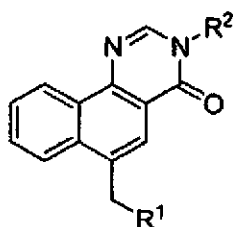
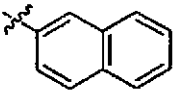
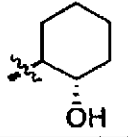
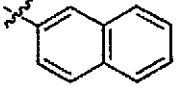
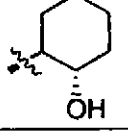

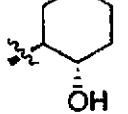

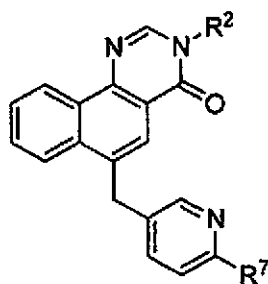
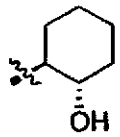

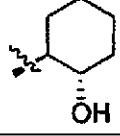

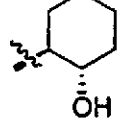



Table 2 - Exemplary Compounds of Figure (I), wherein R³ is Hydrogen

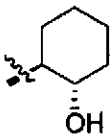
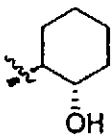
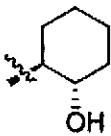
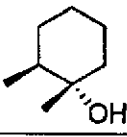
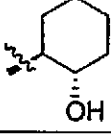

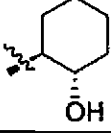

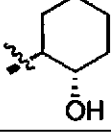

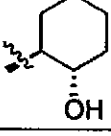
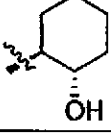
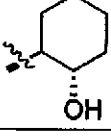
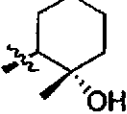
Example	Stereospecificity	R ²	R ¹	MS	Method
63	-	H		336.97	Example 1
64	Racemic			434.96	Example 1
65	(1S, 2S)			386.1	Example 18
66	(1S, 2S)			386.0	Example 18

[0198] The following compounds of Figure (II) above, wherein R³ is hydrogen, are depicted below in Table 3. The Table 3 compounds were prepared according to the general procedures provided in Examples 1-19. The starting materials are either commercially available or may be prepared from commercially available reagents using conventional reactions well known in the art.

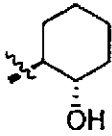
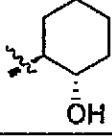
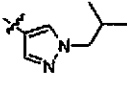
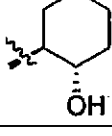

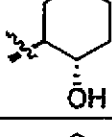
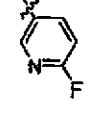
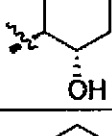
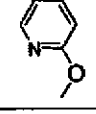
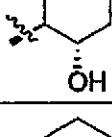
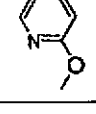
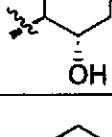
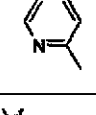
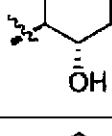
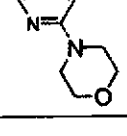
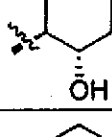
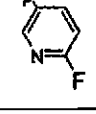
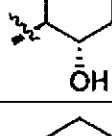
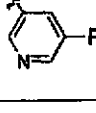
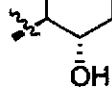

Table 3 - Exemplary compounds of Figure (II), wherein R³ is Hydrogen

Example	Stereospecificity	R ²	R ⁷	HRMS	Method
67	Racemic			465.9	Example 5
68	(1S, 2S)			466.0	Example 5
69	Racemic			462.9	Example 5

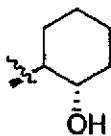

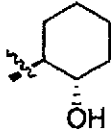
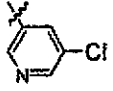
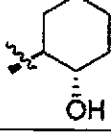
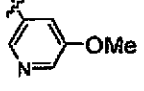
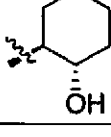
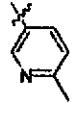
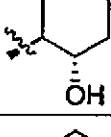

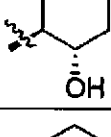

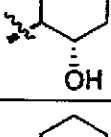

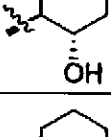

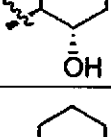

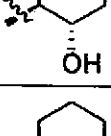
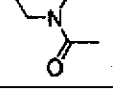
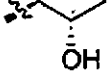
(continued)

Example	Stereospecificity	R ²	R ⁷	HRMS	Method
70	Racemic		Cl	419.9	Example 1
71	(1S, 2S)		Cl	420.1496	Example 2
72	racemic		Cl	420.0	Example 2
73	(1S, 2S)		Cl	434.1624	Example 2
74	racemic			451.9	Example 6
75	(1S, 2S)			452.0	Example 6
76	racemic			451.9	Example 6
77	racemic		NMe ₂	429.0	Example 8
78	racemic		Me	400.0	Example 7
79	(1S, 2S)		Me	400.0	Example 7
80	(1S, 2S)		Me	414.2174	Example 7

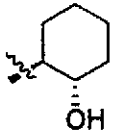
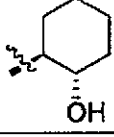
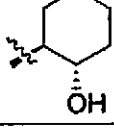
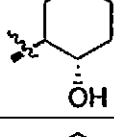
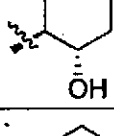
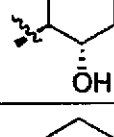
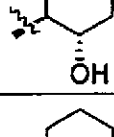

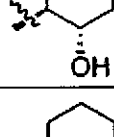

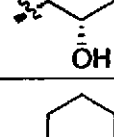

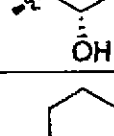

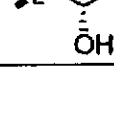
(continued)

Example	Stereospecificity	R ²	R ⁷	HRMS	Method
81	racemic		CN	411.0	Example 7
82	racemic			508.0	Example 5
83	racemic			451.9	Example 5
84	racemic			480.9	Example 5
85	racemic			492.9	Example 5
86	(1S, 2S)			493.0	Example 5
87	racemic			476.9	Example 5
88	racemic			548.0	Example 5
89	(1S, 2S)			481.0	Example 5
90	(1S, 2S)			481.0	Example 5
91	(1S, 2S)			477.0	Example 5

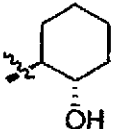
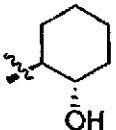
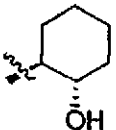
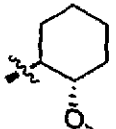
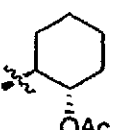
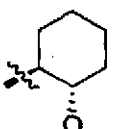
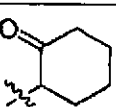
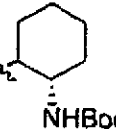
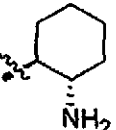
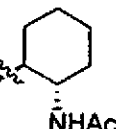
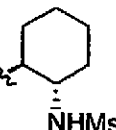
(continued)

Example	Stereospecificity	R ²	R ⁷	HRMS	Method
92	(1S, 2S)			464.0	Example 5
93	(1S, 2S)			497.0	Example 5
94	(1S, 2S)			493.0	Example 5
95	(1S, 2S)			477.0	Example 5
96	racemic			469.0	Example 8
97	racemic			486.9	Example 8
98	racemic			471.0	Example 8
99	(1S, 2S)			471.0	Example 8
100	racemic			484.0	Example 8
101	racemic			512.0	Example 8
102	racemic		SMe	431.9	Example 8

(continued)

Example	Stereospecificity	R ²	R ⁷	HRMS	Method
103	(1S, 2S)		SMe	432.0	Example 8
104	racemic		SO ₂ Me	463.9	Example 8
105	racemic		vinyl	412.0	Example 13
106	racemic		Et	414.0	Example 13
107	(1S, 2S)		Et	414.0	Example 13
108	(1S, 2S)		CH ₂ OH	416.0	Example 15
109	(1S, 2S)			426.0	Example 13
110	(1S, 2S)			428.0	Example 13
111	(1S, 2S)			428.0	Example 14
112	(1S, 2S)			444.1	Example 14
113	racemic		CHO	414.0	Example 14

(continued)

Example	Stereospecificity	R ²	R ⁷	HRMS	Method
114	racemic		OMe	415.9	Example 9
115	(1S, 2S)		OMe	416.0	Example 9
116	racemic		H	386.0	Example 1
117	racemic		Cl	433.9	Example 11
118	racemic		Cl	461.9	Example 11
119	(1S, 2S)		Me	442.2128	Example 11
120	racemic		Cl	417.9	Example 10
121	(1S, 2S)		Cl	519.0	Example 12
122	(1S, 2S)		Cl	419.0	Example 12
123	(1S, 2S)		Cl	460.9	Example 12
124	(1S, 2S)		Cl	496.9	Example 12

(continued)

Example	Stereospecificity	R ²	R ⁷	HRMS	Method
125	(1S, 2S)		Cl	433.0	Example 12
126	(1S, 2S)		Cl	447.0	Example 12
127	racemic			416.0	Example 16
128	(1S, 2S)			416.1967	Example 17

[0199] The following compounds of formula (I) above, wherein X and Y are CH, are depicted below in Table 4. The Table 4 compounds were prepared according to the general procedures provided in Examples 1-19. The starting materials are either commercially available or may be prepared from commercially available reagents using conventional reactions well known in the art.

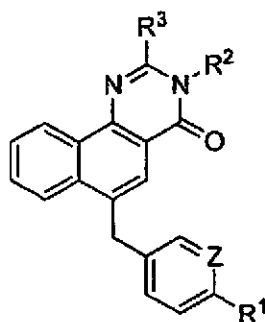


Table 4 - Exemplary compounds of Figure (I), wherein X and Y are CH

Example	Stereospecificity	R ²	R ¹	R ³	Z	HRMS	Method
129	-		OMe	SMe	CH	457.4	Example 16
130	(1S, 2S)		Cl	Me	N	433.9	Example 19

[0200] The utility of the compounds as M1 receptor positive allosteric modulators may be demonstrated by methodology known in the art, including by the assay described below. The assay is designed to select compounds that possess modulator activity at the acetylcholine muscarinic M1 receptor or other muscarinic receptors expressed in CHO_{nfat}

cells by measuring the intracellular calcium with a FLIPR³⁸⁴ Fluorometric Imaging Plate Reader System. The assay studies the effect of one or several concentrations of test compounds on basal or acetylcholine-stimulated Ca^{2+} levels using FLIPR.

[0201] Compounds are prepared and subjected to a preincubation period of 4 min. Thereafter, a single EC_{20} concentration of acetylcholine is added to each well (3nM final). The intracellular Ca^{2+} level of each sample is measured and compared to an acetylcholine control to determine any modulatory activity.

[0202] Cells: CHOnfat/hM1, hM2, hM3 or hM4 cells are plated 24 hr before the assay at a density of 18,000 cells/well (100 μL) in a 384 well plate. CHOnfat/hM1 and CHOnfat/hM3 Growth Medium: 90% DMEM (Hi Glucose); 10% HI FBS; 2 mM L-glutamine; 0.1 mM NEAA; Pen-Strep; and 1mg/ml Geneticin, are added. For M2Gqi5CHOnfat and M4Gqi5CHOnfat cells, an additional 600 ug/ml hygromycin is added.

[0203] Equipment: 384 well plate, 120 μL addition plate; 96-well Whatman 2 ml Uniplate Incubator, 37 °C, 5% CO_2 ; Skatron EMBLA-384 Plate Washer; Multitek Pipetting System; Genesis Freedom 200 System; Mosquito System; Temo Nanolitre Pipetting System; and FLIPR³⁸⁴ Fluorometric Imaging Plate Reader System are used.

[0204] Buffers. Assay Buffer: Hanks Balanced Salt Solution, with 20 mM Hepes, 2.5 mM Probenecid (Sigma P-8761) first dissolved in 1 N NaOH, 1 % Bovine Serum Albumin (Sigma A-9647). Dye Loading Buffer: Assay Buffer plus 1% Fetal Bovine Serum and Fluo-4AM/Pluronic Acid Mixture. 2 mM Fluo-4AM ester stock in DMSO (Molecular Probes F-14202) Concentration of 2 μM in buffer for a final concentration of 1 μM in Assay. 20% Pluronic Acid Solution stock, with concentration of 0.04% in Buffer, 0.02% in Assay.

[0205] 65 μL of 2 mM Fluo-4AM are mixed with 130 μL of 20% Pluronic Acid. The resulting solution and 650 μL FBS is added to the assay buffer for a total volume of 65 mL. Positive Controls: 4-Br-A23187: 10 mM in DMSO; final concentration 10 μM . Acetylcholine: 10 mM in water, working stock at both 20 μM and 30 μM in assay buffer, final concentration of 10 μM . This is used to check the maximum stimulation of the CHOK1/hM1 cells. 20 μM (2x) acetylcholine is added in the preincubation part of the assay, and the 30 μM (3x) stock is added in the second part. (EC_{20}) Acetylcholine: 10 mM in water, working stock of 9 mM (3x), and final concentration in assay is 3 nM. This is used after the preincubation with test compounds. Addition of the EC_{20} Acetylcholine to each well with a test compound will ascertain any modulator activity. 24 wells contain 3nM Acetylcholine alone as a control.

[0206] Determining Activity of Putative Compounds:

Screening Plate: Compounds are titrated in 96-well plates (columns 2-11), 100% DMSO, started at a concentration of 15 mM (150x stock concentration), and 3-fold serial dilutions using Genesis Freedom200 System. Four 96-well plates are combined into a 384-well plate using Mosquito Nanolitre Pipetting System by transferring 1 μL of serial diluted compounds to each well, and 1 mM acetylcholine (100x stock concentration) were added as a control. Using Temo, 49 μL assay buffer is added to each well of the 384-well plate right before assay.

[0207] In a 96-well Whatman 2ml Uniplate, 9 nM Acetylcholine (3x) is pipetted into wells corresponding to the screening compounds, and into control wells. The 30 μM acetylcholine control (3x) is added into control wells, and the 3x agonist plate is transferred into a 384 well plate.

[0208] Cells are washed three times with 100 μL of buffer, leaving 30 μL of buffer in each well. Using Multitek, 30 μL of Dye Loading Buffer is added into each well and incubated at 37 °C, 5% CO_2 for up to one hr.

[0209] After 60 min, the cells are washed three times with 100 μL of buffer, leaving 30 μL of buffer in each well. The cell plate, screening plate, and agonist addition plates are placed on the platform in the FLIPR and the door closed. A signal test to check background fluorescence and basal fluorescence signal is performed. Laser intensity is adjusted if necessary.

[0210] 4 min of preincubation with the test compounds is provided to determine any agonist activity on the M1 receptor by comparison to the 1 mM acetylcholine control. After preincubation, the EC_{20} value of acetylcholine (3 nM final) is added to determine any modulator activity.

[0211] A further description of the muscarinic FLIPR assay can be found in International patent application WO2004/073639.

[0212] In particular, the compounds of the following examples had activity in the aforementioned assay, generally with an IP (inflection point) of 10 μM (10,000 nM) or less. The inflection point is calculated from the FLIPR values, and is a measure of activity. Such a result is indicative of the intrinsic activity of the compounds in use as M1 allosteric modulators.

[0213] IP values from the aforementioned assay for representative exemplary compounds of the invention (as described herein) are provided below in Table 1 below:

Example nM	IP Value (nM)
1	51

(continued)

Example nM	IP Value (nM)
2	21
3	1800
4	3500
5	8
6	31
7	74
8	93
9	73
10	1300
11	3600
12	>10000
13	21
14	46
15	24
16	84
17	63
18	228
19	1428

[0214] The following abbreviations are used throughout the text:

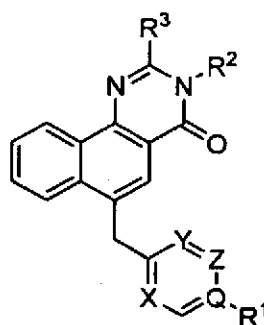
Me:	methyl
Et:	ethyl
<i>t</i> -Bu:	<i>tert</i> -butyl
Ar:	aryl
Ph:	phenyl
Bn:	benzyl
DCE:	dichloroethylene
HMDS:	hexamethyldisilazane
DMF:	dimethylformamide
DMFDMA:	<i>N,N</i> -dimethylformamide dimethylacetal
THF:	tetrahydrofuran
BOP:	benzotriazolyloxytris (dimethylamino) phosphonium hexafluorophosphate
Boc:	<i>tert</i> -butoxycarbonyl
TEA:	triethylamine
TPAP:	tetra- <i>n</i> -propyl ammonium perruthenate
NMO:	<i>N</i> -methyl morpholine <i>N</i> -oxide
ClZn:	Chlorozinc
dppf:	diphenylphosphorousferrocenyl
PMB:	<i>p</i> -methoxybenzyl
Ms:	mesyl
Ac:	acetyl
DMSO:	dimethylsulfoxide
DCM:	dichloromethane
<i>m</i> -CPBA:	meta-chloroperoxybenzoic acid
DMEM:	Dulbecco's Modified Eagle Medium (High Glucose)

FBS: fetal bovine serum
 rt: room temperature
 aq: aqueous
 HPLC: high performance liquid chromatography
 MS: mass spectrometry

[0215] While the invention has been described and illustrated with reference to certain particular embodiments thereof, those skilled in the art will appreciate that various adaptations, changes, modifications, substitutions, deletions, or additions of procedures and protocols may be made without departing from the spirit and scope of the invention. It is intended, therefore, that the invention be defined by the scope of the claims that follow and that such claims be interpreted as broadly as is reasonable.

Claims

1. A compound of formula (I):



(I)

or a pharmaceutically acceptable salt thereof, wherein

X, Y and Z are each CH and Q is C, or one of X, Y, Q and Z is N and the others are CH or C, or X and Y are CH and Q, R¹ and Z are linked together to form a naphthyl group;

R¹ is selected from the group consisting of

- (1) hydrogen,
- (2) aryl,
- (3) a heteroaryl group which is a cyclic or polycyclic group, having from five to twelve ring atoms, said ring atoms selected from C, O, N or S, at least one of which is O, N or S,
- (4) halogen,
- (5) -CN,
- (6) -O-C₁₋₆ alkyl,
- (7) -C₁₋₆ alkyl,
- (8) -C₂₋₆ alkenyl
- (9) -S(=O)_n-R⁴,
- (10) -NR^{5A}R^{5B},

wherein said aryl, heteroaryl, alkyl and alkenyl moiety is optionally substituted with one or more

- (a) halogen,
- (b) hydroxy,
- (c) -O-C₁₋₆ alkyl,
- (d) -C₁₋₆ alkyl,
- (e) -C(=O)-(O)_m-R⁶,
- (f) -N(R^{5A}R^{5B}),
- (g) -S(=O)_n-R⁸, or
- (h) oxo,

provided that when Q is N then R¹ is absent;

R² is selected from the group consisting of

- (1) hydrogen,
- (2) aryl,
- (3) a heteroaryl group which is a cyclic or polycyclic group, having from five to twelve ring atoms, said ring atoms selected from C, O, N or S, at least one of which is O, N or S,
- (4) a heterocyclic group, which is a non-aromatic cyclic or polycyclic group having from five to twelve ring atoms selected from C, O, N or S, at least one of which is O, N or S,
- (5) -O-C₁₋₆ alkyl,
- (6) -C₁₋₆ alkyl,
- (7) -C₂₋₆ alkenyl,
- (8) -S(=O)_n-R⁴,
- (9) -C₃₋₈ cycloalkyl,
- (10) -C₅₋₈ cycloalkenyl,
- (11) -NR^{5A}R^{5B},

wherein said aryl, heteroaryl, heterocyclyl, alkyl, alkenyl, cycloalkyl and cycloalkenyl moiety is optionally substituted with one or more

- (a) halogen,
 - (b) hydroxy,
 - (c) -O-C₁₋₆ alkyl,
 - (d) -C₁₋₆ alkyl,
 - (e) -S(=O)_n-R⁸,
 - (f) -C₂₋₆ alkenyl,
 - (g) -CN,
 - (h) -C(=O)-(O)_m-R⁶,
 - (i) -NR^{5A}R^{5B},
 - (j) oxo,
 - (k) aryl,
 - (l) a heteroaryl group which is a cyclic or polycyclic group, having from five to twelve ring atoms, said ring atoms selected from C, O, N or S, at least one of which is O, N or S,
 - (m) a heterocyclic group, which is a non-aromatic cyclic or polycyclic group having from five to twelve ring atoms selected from C, O, N or S, at least one of which is O, N or S
 - (n) -OC(=O)-R⁶,
- wherein the alkyl, alkenyl, aryl, heteroaryl or heterocyclic moiety is optionally substituted with one or more

- (i) halogen,
- (ii) -C₁₋₆ alkyl, or
- (iii) -OC₁₋₆ alkyl;

R³ is selected from the group consisting of

- (1) hydrogen,
 - (2) -C₁₋₆ alkyl, and
 - (3) -S(O)_n-R⁴,
- wherein said R³ alkyl moiety is optionally substituted with one or more

- (a) halogen,
- (b) cyano, and
- (c) -O-C₁₋₆ alkyl, wherein said alkyl is optionally substituted with one or more halo;

R⁴, R⁶ and R⁸ are independently selected from the group consisting of

- (1) hydrogen,
- (2) -C₁₋₆ alkyl, and
- (3) -(CH₂)_n-aryl,

wherein said R⁴, R⁶ or R⁸ alkyl or aryl moiety is optionally substituted with one or more

- (a) halogen,
- (b) cyano, and
- (c) -O-C₁₋₆ alkyl, wherein said alkyl is optionally substituted with one or more halogen;

R^{5A} and R^{5B} are selected from the group consisting of

- (1) hydrogen,
 - (2) -C₁₋₆ alkyl,
 - (3) -C₃₋₆ cycloalkyl,
 - (4) -C(=O)-O-R⁶,
 - (5) -S(O)₂-R⁶,
- or R^{5A} and R^{5B} are linked together with the nitrogen to which they are both attached to form a 2-6 membered carbocyclic ring, wherein one or two of the ring carbon atoms is optionally replaced by a nitrogen, oxygen or sulfur;

m is 0 or 1; and

n is 0, 1 or 2.

2. A compound of claim 1, or a pharmaceutically acceptable salt thereof, wherein Q is C, X and Y are each CH and Z is N.
3. A compound of claim 1, or a pharmaceutically acceptable salt thereof, wherein X, Y and Z are each CH, and Q is C.
4. A compound of claim 1, or a pharmaceutically acceptable salt thereof, wherein X and Z are each CH, Q is C and Y is N.
5. A compound of any of claims 1 to 4, or a pharmaceutically acceptable salt thereof, wherein R¹ is selected from the group consisting of

- (1) halogen,
 - (2) -CN,
 - (3) -O-C₁₋₆ alkyl, or
 - (4) -C₁₋₆ alkyl,
- wherein said alkyl is optionally substituted with one or more

- (a) halogen,
- (b) hydroxy,
- (c) -O-C₁₋₆ alkyl,
- (d) -C₁₋₆ alkyl,
- (e) -C(=O)-(O)_m-R⁶,
- (f) -NR^{5A}R^{5B}, or
- (g) oxo.

6. A compound of any of claims 1 to 4, or a pharmaceutically acceptable salt thereof, wherein R¹ is selected from the group consisting of

- (1) aryl, or
- (2) heteroaryl, wherein the R¹ aryl or heteroaryl moiety is optionally substituted with one or more

- (a) halogen,
- (b) hydroxy,
- (c) -O-C₁₋₆ alkyl,
- (d) -C₁₋₆ alkyl, or
- (e) -S(O)_n-R⁸.

7. A compound of any of claims 1 to 6, or a pharmaceutically acceptable salt thereof, wherein R² is -C₃₋₈ cycloalkyl, optionally substituted with one or more

- (a) hydroxy,

- (b) -O-C₁₋₆ alkyl, or
(c) oxo.

8. A compound of any of claims 1 to 6, or a pharmaceutically acceptable salt thereof, wherein R₂ is selected from the group consisting of

- (1) aryl,
(2) heteroaryl, or
(3) -C₁₋₆ alkyl, wherein said aryl, heteroaryl or alkyl is optionally substituted with one or more

- (a) halogen,
(b) hydroxy,
(c) -O-C₁₋₆ alkyl,
(d) -C₁₋₆ alkyl,
(e) -CN,
(f) -C(=O)-(O)_m-R⁶,
(g) -NR^{5A}R^{5B},
(h) oxo,
(i) aryl, and
(j) heteroaryl.

9. A compound of claim 1 or a pharmaceutically acceptable salt thereof, wherein R³ is hydrogen.

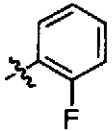
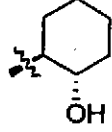
10. A compound of claim 1, or a pharmaceutically acceptable salt thereof, which is selected from the group consisting of

rac-3-[*trans*-2-hydroxycyclohexyl]-6-[(6-methylpyridin-3-yl)methyl]benzo[*h*]quinazolin-4(3*H*)-one;
3-[(1*S*,2*S*)-2-hydroxycyclohexyl]-6-[(6-methylpyridin-3-yl)methyl]benzo[*h*]quinazolin-4(3*H*)-one;
6-(4-methoxybenzyl)-3-(5-methyl)-1*H*-pyrazol-3-ylbenzo[*h*]quinazolin-4(3*H*)-one;
6-(4-methoxybenzyl)-3-pyridin-3-ylbenzo[*h*]quinazolin-4(3*H*)-one;
rac-3-[*trans*-2-hydroxycyclohexyl]-6-[[6-(1-methyl-1*H*-pyrazol-4-yl)pyridine-3-yl]methyl]benzo[*h*]quinazolin-4(3*H*)-one;
rac-3-[*trans*-2-hydroxycyclohexyl]-6-[[6-(1*H*-pyrazol-1-yl)pyridin-3-yl]methyl]benzo[*h*]quinazolin-4(3*H*)-one;
rac-5-[(3-[*trans*-2-hydroxycyclohexyl]-4-oxo-3,4-dihydrobenzo[*h*]quinazolin-6-yl)methyl]pyridine-2-carbonitrile;
rac-3-[*trans*-2-hydroxycyclohexyl]-6-[(6-methylsulfonyl)pyridine-3-yl]methyl]benzo[*h*]quinazolin-4(3*H*)-one;
rac-3-[*trans*-2-hydroxycyclohexyl]-6-[(6-methoxypyridin-3-yl)methyl]benzo[*h*]quinazolin-4(3*H*)-one;
6-[(6-chloropyridin-3-yl)methyl]-3-(2-oxocyclohexyl)benzo[*h*]quinazolin-4(3*H*)-one;
trans-2-[6-[(6-chloropyridin-3-yl)methyl]-4-oxobenzo[*h*]quinazolin-3(4*H*)-yl]cyclohexyl *rac*-acetate;
N-[(1*S*,2*S*)-2-[6-[(6-chloropyridin-3-yl)methyl]-4-oxobenzo[*h*]quinazolin-3(4*H*)-yl]cyclohexyl]acetamide;
3-[(1*S*,2*S*)-2-hydroxycyclohexyl]-6-[(6-isopropylpyridin-3-yl)methyl]benzo[*h*]quinazolin-4(3*H*)-one;
3-[(1*S*,2*S*)-2-hydroxycyclohexyl]-6-[[6-(1-hydroxy-1-methylethyl)pyridin-3-yl]methyl]benzo[*h*]quinazolin-4(3*H*)-one;
rac-3-[*trans*-2-hydroxycyclohexyl]-6-[(6-(hydroxymethyl)pyridine-3-yl)methyl]benzo[*h*]quinazolin-4(3*H*)-one;
rac-3-[*trans*-2-hydroxycyclohexyl]-6-[(1-methyl-6-oxo-1,6-dihydropyridin-3-yl)methyl]benzo[*h*]quinazolin-4(3*H*)-one;
3-[(1*S*,2*S*)-2-hydroxycyclohexyl]-6-[(6-methyl-1-oxidopyridin-3-yl)methyl]benzo[*h*]quinazolin-4(3*H*)-one;
3-[(1*S*,2*S*)-2-hydroxycyclohexyl]-6-(pyridin-2-yl)methyl]benzo[*h*]quinazolin-4(3*H*)-one;
6-[(6-chloropyridin-3-yl)methyl]-3-[(1*S*,2*S*)-2-hydroxycyclohexyl]-2-methylbenzo[*h*]quinazolin-4(3*H*)-one;
or a pharmaceutically acceptable salt thereof.

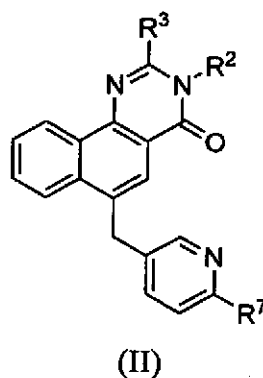
11. A compound of claim 1, or a pharmaceutically acceptable salt thereof, which is selected from the group consisting of

rac-3-[*trans*-2-hydroxycyclohexyl]-6-[(6-methylpyridin-3-yl)methyl]benzo[*h*]quinazolin-4(3*H*)-one;
3-[(1*S*,2*S*)-2-hydroxycyclohexyl]-6-[(6-methylpyridin-3-yl)methyl]benzo[*h*]quinazolin-4(3*H*)-one;
6-(4-methoxybenzyl)-3-(5-methyl)-1*H*-pyrazol-3-ylbenzo[*h*]quinazolin-4(3*H*)-one;
6-(4-methoxybenzyl)-3-pyridin-3-ylbenzo[*h*]quinazolin-4(3*H*)-one;
rac-3-[*trans*-2-hydroxycyclohexyl]-6-[[6-(1-methyl-1*H*-pyrazol-4-yl)pyridine-3-yl]methyl]benzo[*h*]quinazolin-4(3*H*)-one;
rac-3-[*trans*-2-hydroxycyclohexyl]-6-[[6-(1*H*-pyrazol-1-yl)pyridin-3-yl]methyl]benzo[*h*]quinazolin-4(3*H*)-one;
rac-5-[(3-[*trans*-2-hydroxycyclohexyl]-4-oxo-3,4-dihydrobenzo[*h*]quinazolin-6-yl)methyl]pyridine-2-carbonitrile;
or a pharmaceutically acceptable salt thereof.

12. A compound of claim 1, wherein X and Y are CH, Q is C, and R¹, R², R³, and Z are depicted below:

R ²	R ¹	R ³	Z
	OCH ₃	SCH ₃	CH
	Cl	CH ₃	N
(1S, 2S)			

13. A compound of claim 1, wherein the compound of formula (I) is a compound of formula (II):



or a pharmaceutically acceptable salt thereof, wherein R⁷ is selected from the group consisting of

- (1) hydrogen,
- (2) aryl,
- (3) heteroaryl,
- (4) halogen,
- (5) -CN,
- (6) -O-C₁₋₆ alkyl,
- (7) -C₁₋₆ alkyl,
- (8) -C₂₋₆ alkenyl
- (9) -S(=O)_n-R⁴, and (10) -NR^{5A}R^{5B},

wherein said aryl, heteroaryl, alkyl and alkenyl moiety is optionally substituted with one or more

- (a) halogen,
- (b) hydroxy,
- (c) -O-C₁₋₆ alkyl,
- (d) -C₁₋₆ alkyl,
- (e) -C(=O)-(O)_m-R⁶,
- (f) -N(R^{5A}R^{5B}),
- (g) -S(=O)_n-R⁸, and
- (h) oxo.

14. A compound of claim 13, or a pharmaceutically acceptable salt thereof, wherein R³ is hydrogen and R² and R⁷ are paired as depicted below:

	Stereospecificity	R ²	R ⁷
5	Racemic		
10	(1S, 2S)		
15	Racemic		
20	Racemic		Cl
25	(1S, 2S)		Cl
30	Racemic		Cl
35	(1S, 2S)		Cl
40	racemic		
45	racemic		
50	racemic		N(CH ₃) ₂
55	racemic		CH ₃

(continued)

Stereospecificity	R ²	R ⁷
(1S, 2S)		CH ₃
(1S, 2S)		CH ₃
racemic		CN
racemic		
racemic		
racemic		
racemic		
(1S, 2S)		
racemic		
racemic		
(1S, 2S)		
(1S, 2S)		

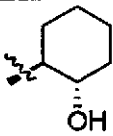
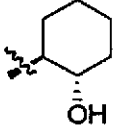
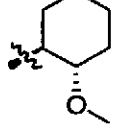
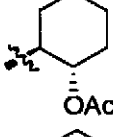
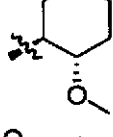
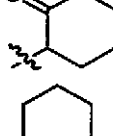
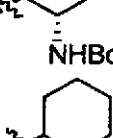
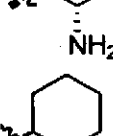
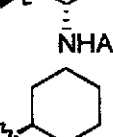
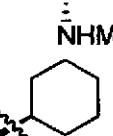
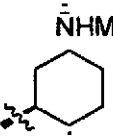
(continued)

	Stereospecificity	R ²	R ⁷
5	(1S, 2S)		
10	(1S, 2S)		
15	(1S, 2S)		
20	(1S, 2S)		
25	(1S, 2S)		
30	racemic		
35	racemic		
40	racemic		
45	racemic		
50	racemic		
55	racemic		SCH ₃

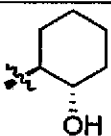
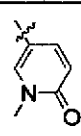
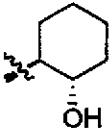
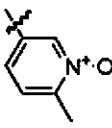
(continued)

Stereospecificity	R^2	R^7
(1S, 2S)		SCH_3
racemic		SO_2CH_3
racemic		$\text{CH}_2=\text{CH}-$
racemic		CH_2CH_3
(1S, 2S)		CH_2CH_3
(1S, 2S)		CH_2OH
(1S, 2S)		
(1S, 2S)		
(1S, 2S)		
(1S, 2S)		
racemic		CHO
racemic		OCH_3

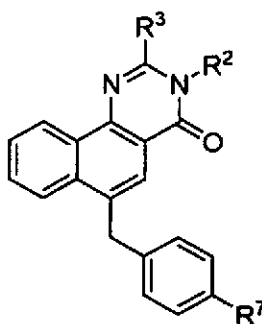
(continued)

	Stereospecificity	R ²	R ⁷
5	(1S, 2S)		OCH ₃
10	racemic		H
15	racemic		Cl
20	racemic		Cl
25	(1S, 2S)		CH ₃
30	racemic		Cl
35	(1S, 2S)		Cl
40	(1S, 2S)		Cl
45	(1S, 2S)		Cl
50	(1S, 2S)		Cl
55	(1S, 2S)		Cl

(continued)

Stereospecificity	R ²	R ⁷
racemic		
(1S, 2S)		

15. A compound of claim 1, wherein the compound of formula (I) is a compound of formula (III):



(III)

or a pharmaceutically acceptable salt thereof, wherein

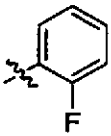
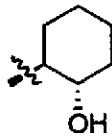
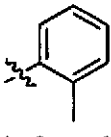

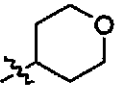
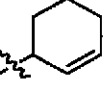
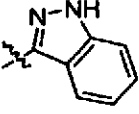
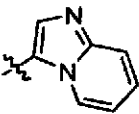
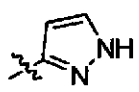
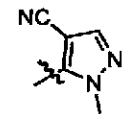
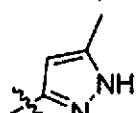
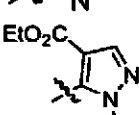
R² and R³ are as described above, and R⁷ is selected from the group consisting of

- (1) hydrogen,
- (2) aryl,
- (3) heteroaryl,
- (4) halogen,
- (5) -CN,
- (6) -O-C₁₋₆ alkyl,
- (7) -C₁₋₆ alkyl,
- (8) -C₂₋₆ alkenyl
- (9) -S(=O)_n-R⁴, and
- (10) -NR^{5A}R^{5B},

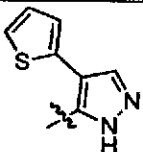
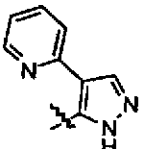
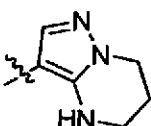
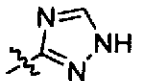
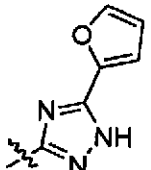
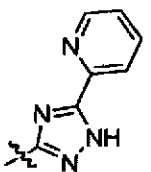
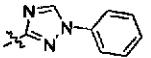
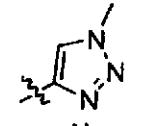
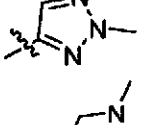
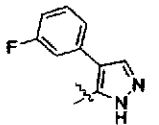
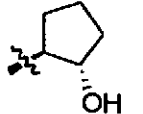
wherein said aryl, heteroaryl, alkyl and alkenyl moiety is optionally substituted with one or more

- (a) halogen,
- (b) hydroxy,
- (c) -O-C₁₋₆ alkyl,
- (d) -C₁₋₆ alkyl,
- (e) -C(=O)-(O)_m-R⁶
- (f) -N(R^{5A}R^{5B}),
- (g) -S(=O)_n-R⁸, and
- (h) oxo.

16. A compound of claim 15, wherein R³ is hydrogen, and R² and R⁷ are paired from the group consisting of

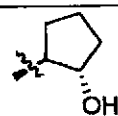
	R ²	R ⁷
5		OCH ₃
	H	OCH ₃
	Allyl	OCH ₃
10	Me	OCH ₃
	Ph	OCH ₃
15		OCH ₃
	(racemic)	
	3-pyridyl	OCH ₃
20	4-pyridyl	OCH ₃
		OCH ₃
25		OCH ₃
	CH ₂ CH ₂ CN	OCH ₃
30		OCH ₃
	CH ₂ CH ₂ OH	OCH ₃
35		OCH ₃
	(racemic)	
40		OCH ₃
		OCH ₃
45		OCH ₃
		OCH ₃
50		OCH ₃
55		OCH ₃

(continued)

	R ²	R ⁷
5		OCH ₃
10		OCH ₃
15		OCH ₃
20		OCH ₃
25		OCH ₃
30		OCH ₃
35		OCH ₃
40		OCH ₃
45		OCH ₃
50		OCH ₃
55		OCH ₃
	(racemic)	

(continued)

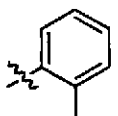
5



Cl

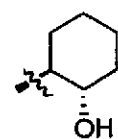
(racemic)

10



Cl

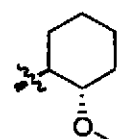
15



Cl

(racemic)

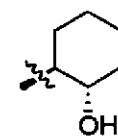
20



Cl

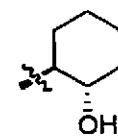
(racemic)

25



30

(racemic)



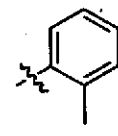
35

(racemic)

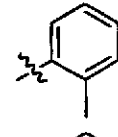
PMB

OCH₃

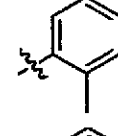
40



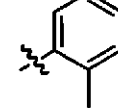
45



50



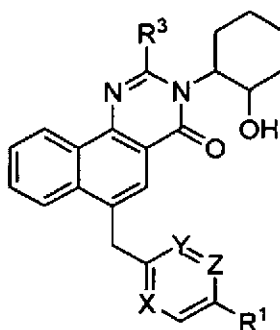
55



H

or a pharmaceutically acceptable salt thereof.

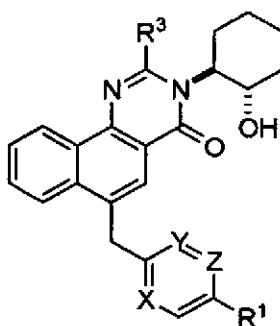
17. A compound of claim 1, wherein the compound of formula (I) is a compound of formula (IV):



(IV)

or a pharmaceutically acceptable salt thereof, wherein X, Y, Z, R¹ and R³ are as defined in claim 1.

18. A compound of claim 17, wherein the compound of formula (IV) is a compound of (IVA)



(IVA)

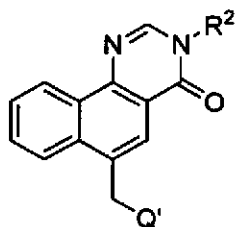
wherein the bonds between the benzoquinazolinone nitrogen and the 1-carbon on the cyclohexyl ring, and the bond between the hydroxy and the 2-carbon on the cyclohexyl ring, are *trans*.

19. A compound of claim 17 or 18, wherein X and Y are each CH and Z is N.

20. A compound of claim 18 or 19, wherein X, Y and Z are each CH.

21. A compound of claim 18 wherein X and Y are each CH, Z is N, R¹ is CH₃, and R³ is H; or a pharmaceutically acceptable salt thereof.

22. A compound of formula (V),

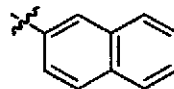
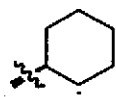
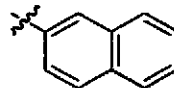


(V)

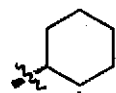
wherein R^2 and Q' are paired as below:

 R^2 Q'

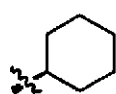
H



(racemic)



(1S,2S)



(1S, 2S)

or a pharmaceutically acceptable salt thereof.

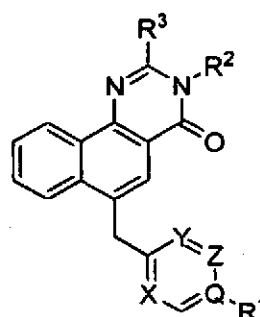
23. A pharmaceutical composition comprising a therapeutically effective amount of a compound of any of claims 1-22, or a pharmaceutically acceptable salt thereof, and a pharmaceutically acceptable carrier.

24. A compound of any of claims 1-22, or a pharmaceutically acceptable salt thereof, for use in medicine.

25. A compound of any of claims 1-22, or a pharmaceutically acceptable salt thereof, for use in the treatment of a disease or disorder mediated by the muscarinic M1 receptor, wherein said disease or disorder is selected from the group consisting of Alzheimer's disease, schizophrenia, pain or sleep disorders.

Patentansprüche

1. Eine Verbindung der Formel (I):



(I)

oder ein pharmazeutisch annehmbares Salz davon, wobei

X, Y und Z jeweils CH sind und Q C ist, oder eines von X, Y, Q und Z N ist und die anderen CH oder C sind, oder X und Y CH sind und Q, R^1 und Z miteinander verknüpft sind unter Bildung einer Naphthylgruppe, R^1 ausgewählt ist aus der Gruppe, bestehend aus

- (1) Wasserstoff,
 (2) Aryl,
 (3) einer Heteroarylgruppe, die eine cyclische oder polycyclische Gruppe mit fünf bis zwölf Ringatomen ist, wobei die Ringatome ausgewählt sind aus C, O, N oder S, wobei eines davon O, N oder S ist,
 (4) Halogen,
 (5) -CN,
 (6) -O-C₁₋₆-Alkyl,
 (7) -C₁₋₆-Alkyl,
 (8) -C₂₋₆-Alkenyl,
 (9) -S(=O)_n-R⁴,
 (10) -NR^{5A}R^{5B},
 wobei der Aryl-, Heteroaryl-, Alkyl- und Alkenylrest gegebenenfalls substituiert ist mit einem oder mehreren

- (a) Halogen,
 (b) Hydroxy,
 (c) -O-C₁₋₆-Alkyl,
 (d) -C₁₋₆-Alkyl,
 (e) -C(=O)-(O)_m-R⁶,
 (f) -N(R^{5A}R^{5B}),
 (g) -S(=O)_n-R⁸ oder
 (h) Oxo,

mit der Maßgabe, dass, wenn Q N ist, R¹ dann fehlt,

R² ausgewählt ist aus der Gruppe, bestehend aus

- (1) Wasserstoff,
 (2) Aryl,
 (3) einer Heteroarylgruppe, die eine cyclische oder polycyclische Gruppe mit fünf bis zwölf Ringatomen ist, wobei die Ringatome ausgewählt sind aus C, O, N oder S, wobei wenigstens eines davon O, N oder S ist,
 (4) einer heterocyclischen Gruppe, die eine nichtaromatische cyclische oder polycyclische Gruppe mit fünf bis zwölf Ringatomen ist, ausgewählt aus C, O, N oder S, wobei wenigstens eines davon O, N oder S ist,
 (5) -O-C₁₋₆-Alkyl,
 (6) -C₁₋₆-Alkyl,
 (7) -C₂₋₆-Alkenyl,
 (8) -S(=O)_n-R⁴,
 (9) -C₃₋₈-Cycloalkyl,
 (10) -C₅₋₈-Cycloalkenyl,
 (11) -NR^{5A}R^{5B},
 wobei der Aryl-, Heteroaryl-, Heterocycl-, Alkyl-, Alkenyl-, Cycloalkyl- und Cycloalkenylrest gegebenenfalls substituiert ist mit einem oder mehreren

- (a) Halogen,
 (b) Hydroxy,
 (c) -O-C₁₋₆-Alkyl,
 (d) -C₁₋₆-Alkyl,
 (e) -S(=O)_n-R⁸,
 (f) -C₂₋₆-Alkenyl,
 (g) -CN,
 (h) -C(=O)-(O)_m-R⁶,
 (i) -NR^{5A}R^{5B},
 (j) Oxo,
 (k) Aryl,
 (l) einer Heteroarylgruppe, die eine cyclische oder polycyclische Gruppe mit fünf bis zwölf Ringatomen ist, wobei die Ringatome ausgewählt sind aus C, O, N oder S, wobei wenigstens eines davon O, N oder S ist,
 (m) einer heterocyclischen Gruppe, die eine nichtaromatische cyclische oder polycyclische Gruppe mit fünf bis zwölf Ringatomen ist, ausgewählt aus C, O, N oder S, wobei wenigstens eines davon O, N oder S ist,
 (n) -OC(=O)-R⁶,

(fortgesetzt)

	Stereospezifität	R ²	R ⁷
5	Racemisch		Cl
10	(1S,2S)		Cl
15	Racemisch		Cl
20	(1S,2S)		Cl
25	Racemisch		
30	(1S,2S)		
35	Racemisch		
40	Racemisch		N(CH ₃) ₂
45	(1S,2S)		CH ₃
50	(1S,2S)		CH ₃
55	Racemisch		CN

(fortgesetzt)

	Stereospezifität	R ²	R ⁷
5	Racemisch		
10	Racemisch		
15	Racemisch		
20	Racemisch		
25	(1S, 2S)		
30	Racemisch		
35	Racemisch		
40	(1S, 2S)		
45	(1S, 2S)		
50	(1S, 2S)		
55	(1S, 2S)		

(fortgesetzt)

	Stereospezifität	R ²	R ⁷
5	(1S, 2S)		
10	(1S, 2S)		
15	Racemisch		
20	Racemisch		
25	Racemisch		
30	(1S,2S)		
35	Racemisch		
40	Racemisch		
45	(1S,2S)		SCH ₃
50	Racemisch		SO ₂ CH ₃
55	Racemisch		CH ₂ =CH-

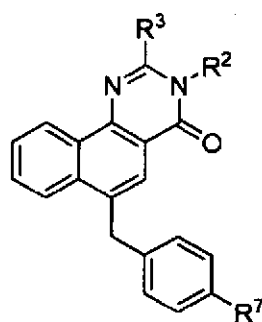
(fortgesetzt)

Stereospezifität	R^2	R^7
Racemisch		CH_2CH_3
(1S, 2S)		CH_2CH_3
(1S, 2S)		CH_2OH
(1S, 2S)		
(1S, 2S)		
(1S, 2S)		
(1S, 2S)		
Racemisch		CHO
Racemisch		OCH_3
(1S, 2S)		OCH_3
Racemisch		H
Racemisch		Cl

(fortgesetzt)

Stereospezifität	R^2	R^7
Racemisch		Cl
(1S,2S)		CH ₃
Racemisch		Cl
(1S,2S)		Cl
(1S, 2S)		Cl
(1S, 2S)		Cl
(1S, 2S)		Cl
(1S, 2S)		Cl
(1S, 2S)		Cl
Racemisch		
(1S, 2S)		

15. Eine Verbindung nach Anspruch 1, wobei die Verbindung der Formel (I) eine Verbindung der Formel (III) ist:



(III)

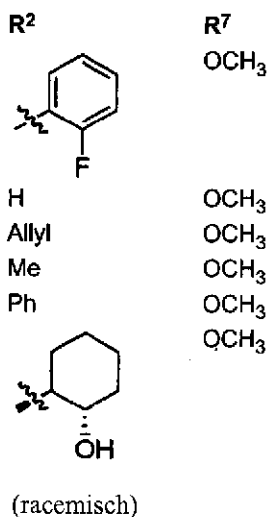
oder ein pharmazeutisch annehmbares Salz davon, wobei R^2 und R^3 wie oben beschrieben sind und R^7 ausgewählt ist aus der Gruppe, bestehend aus

- (1) Wasserstoff,
- (2) Aryl,
- (3) Heteroaryl,
- (4) Halogen,
- (5) -CN,
- (6) -O-C₁₋₆-Alkyl,
- (7) -C₁₋₆-Alkyl,
- (8) -C₂₋₆-Alkenyl,
- (9) -S(=O)_n-R⁴ und
- (10) -NR^{5A}R^{5B},

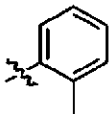

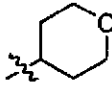
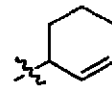
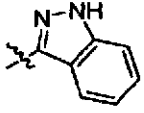
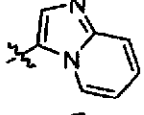
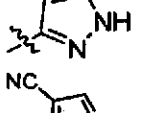
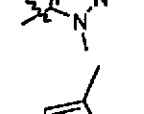
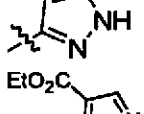
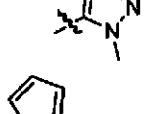
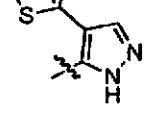
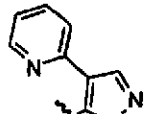
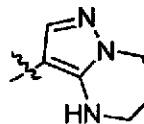
wobei der Aryl-, Heteroaryl-, Alkyl- und Alkenylrest gegebenenfalls substituiert ist mit einem oder mehreren

- (a) Halogen,
- (b) Hydroxy,
- (c) -O-C₁₋₆-Alkyl,
- (d) -C₁₋₆-Alkyl,
- (e) -C(=O)-(O)_m-R⁶,
- (f) -N(R^{5A}R^{5B})_i,
- (g) -S(=O)_n-R⁸ und
- (h) Oxo.

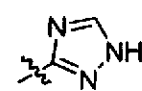
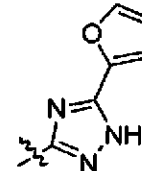
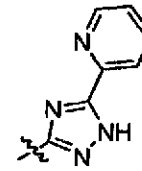
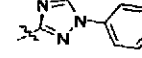
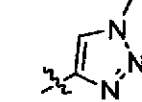
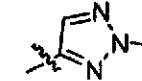
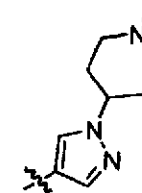
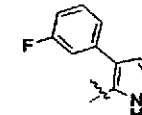
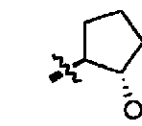
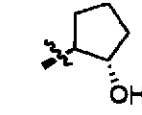
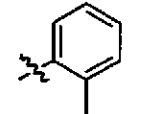
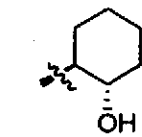
16. Eine Verbindung nach Anspruch 15, wobei R^3 Wasserstoff ist und R^2 und R^7 ein Paar ist aus der Gruppe, bestehend aus



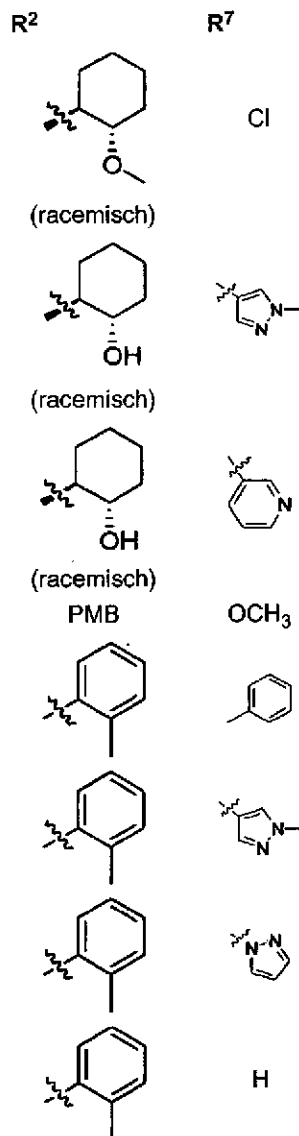
(fortgesetzt)

	R ²	R ⁷
5	3-Pyridyl 4-Pyridyl	OCH ₃ OCH ₃ OCH ₃
10		
		OCH ₃
	CH ₂ CH ₂ CN	OCH ₃ OCH ₃
15		
	CH ₂ CH ₂ OH	OCH ₃ OCH ₃
20		
	(racemisch)	
25		OCH ₃
		OCH ₃
30		OCH ₃
		OCH ₃
35		
		OCH ₃
40		OCH ₃
45		OCH ₃
50		OCH ₃
55		OCH ₃

(fortgesetzt)

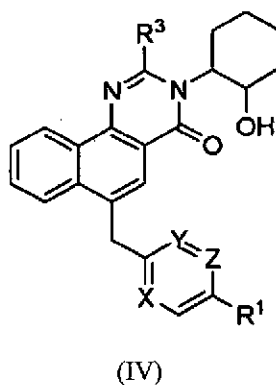
R ²	R ⁷
	OCH ₃
	OCH ₃
	OCH ₃
	OCH ₃
	OCH ₃
	OCH ₃
	OCH ₃
	OCH ₃
	OCH ₃
(racemisch)	
	Cl
(racemisch)	
	Cl
	Cl
(racemisch)	

(fortgesetzt)



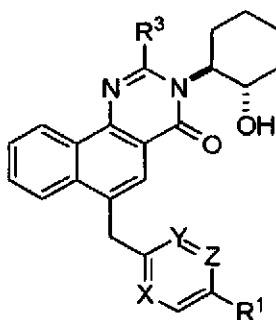
oder ein pharmazeutisch annehmbares Salz davon.

17. Eine Verbindung nach Anspruch 1, wobei die Verbindung der Formel (I) eine Verbindung der Formel (IV) ist:



oder ein pharmazeutisch annehmbares Salz davon, wobei X, Y, Z, R¹ und R³ wie in Anspruch 1 definiert sind.

18. Eine Verbindung nach Anspruch 17, wobei die Verbindung der Formel (IV) eine Verbindung der Formel (IVA) ist



(IVA),

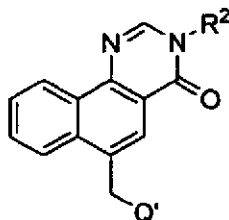
wobei die Bindungen zwischen dem Benzochinazolin-Stickstoff und dem 1-Kohlenstoff am Cyclohexylring und die Bindung zwischen dem Hydroxy und dem 2-Kohlenstoff am Cyclohexylring *trans* sind.

19. Eine Verbindung nach Anspruch 17 oder 18, wobei X und Y CH sind und Z N ist.

20. Eine Verbindung nach Anspruch 18 oder 19, wobei X, Y und Z jeweils CH sind.

21. Eine Verbindung nach Anspruch 18, wobei X und Y jeweils CH sind, Z N ist, R¹ CH₃ ist, und R³ H ist, oder ein pharmazeutisch annehmbares Salz davon.

22. Eine Verbindung der Formel (V)



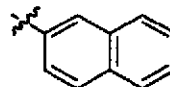
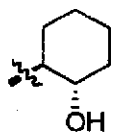
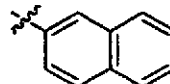
(V),

wobei R² und Q' wie nachstehend gepaart sind:

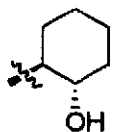
R²

Q'

H

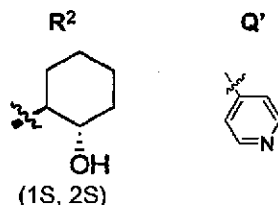


(racemisch)



(1S, 2S)

(fortgesetzt)

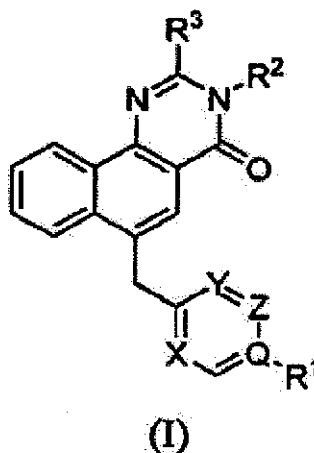


oder ein pharmazeutisch annehmbares Salz davon.

23. Eine pharmazeutische Zusammensetzung, umfassend eine therapeutisch wirksame Menge einer Verbindung nach einem der Ansprüche 1-22 oder eines pharmazeutisch annehmbaren Salzes davon und einen pharmazeutisch annehmbaren Träger.
24. Eine Verbindung nach einem der Ansprüche 1-22 oder ein pharmazeutisch annehmbares Salz davon zur Verwendung in der Medizin.
25. Eine Verbindung nach einem der Ansprüche 1-22 oder ein pharmazeutisch annehmbares Salz davon zur Verwendung bei der Behandlung einer durch den muskarinischen M1-Rezeptor vermittelten Erkrankung oder Störung, wobei die Erkrankung oder Störung ausgewählt ist aus der Gruppe, bestehend aus Alzheimer-Krankheit, Schizophrenie, Schmerz oder Schlafstörungen.

Revendications

1. Composé de la formule (I):



ou un sel pharmaceutiquement acceptable de celui-ci, dans lequel:

X, Y et Z sont chacun CH et Q est C, ou bien l'un d'entre X, Y, Q et Z est N et les autres sont CH ou C, ou bien X et Y sont CH et Q, R^1 et Z sont liés ensemble pour former un groupe naphthyle;
 R^1 est sélectionné parmi le groupe consistant en:

- (1) hydrogène,
- (2) aryle,
- (3) un groupe hétéroaryle qui est un groupe cyclique ou polycyclique ayant de cinq à douze atomes cycliques, lesdits atomes cycliques sélectionnés parmi C, O, N ou S, dont au moins l'un desquels est O, N ou S,
- (4) halogène,
- (5) $-CN$,
- (6) $-O$ -alkyle C_{1-6} .

- (7) -alkyle C_{1-6} ,
- (8) -alcényle C_{2-6} ,
- (9) $-S(=O)_n-R^4$,
- (10) $-NR^{5A}R^{5B}$,

où ladite fraction aryle, hétéroaryle, alkyle et alcényle est optionnellement substituée par un ou plusieurs:

- (a) halogène,
- (b) hydroxy,
- (c) -O-alkyle C_{1-6} ,
- (d) -alkyle C_{1-6} ,
- (e) $-C(=O)-(O)_m-R^6$,
- (f) $-N(R^{5A}R^{5B})_Q$,
- (g) $-S(=O)_n-R^8$ ou
- (h) oxo,

à condition que lorsque Q est N alors R^1 est absent;

R^2 est sélectionné parmi le groupe consistant en:

- (1) hydrogène,
- (2) aryle,
- (3) un groupe hétéroaryle qui est un groupe cyclique ou polycyclique ayant de cinq à douze atomes cycliques, lesdits atomes cycliques sélectionnés parmi C, O, N ou S, dont au moins l'un desquels est O, N ou S,
- (4) un groupe hétérocyclique qui est un groupe cyclique ou polycyclique non aromatique ayant de cinq à douze atomes cycliques sélectionnés parmi C, O, N ou S, dont au moins l'un desquels est O, N ou S,
- (5) -O-alkyle C_{1-6} ,
- (6) -alkyle C_{1-6} ,
- (7) -alcényle C_{2-6} ,
- (8) $-S(=O)_n-R^4$,
- (9) -cycloalkyle C_{3-8} ,
- (10) -cycloalcényle C_{5-8} ,
- (11) $-NR^{5A}R^{5B}$,

où ladite fraction aryle, hétéroaryle, hétérocyclique, alkyle, alcényle, cycloalkyle et cycloalcényle est optionnellement substituée par un ou plusieurs:

- (a) halogène,
- (b) hydroxy,
- (c) -O-alkyle C_{1-6} ,
- (d) -alkyle C_{1-6} ,
- (e) $-S(=O)_n-R^8$,
- (f) -alcényle C_{2-6} ,
- (g) -CN,
- (h) $-C(=O)-(O)_m-R^6$,
- (i) $-NR^{5A}R^{5B}$,
- (j) oxo,
- (k) aryle,

(l) un groupe hétéroaryle qui est un groupe cyclique ou polycyclique ayant de cinq à douze atomes cycliques, lesdits atomes cycliques sélectionnés parmi C, O, N ou S, dont au moins l'un desquels est O, N ou S,

(m) un groupe hétérocyclique qui est un groupe cyclique ou polycyclique non aromatique ayant de cinq à douze atomes cycliques, lesdits atomes cycliques sélectionnés parmi C, O, N ou S, dont au moins l'un desquels est O, N ou S,

(n) $-OC(=O)-R^6$,

où la fraction alkyle, alcényle, aryle, hétéroaryle ou hétérocyclique est optionnellement substituée par un ou plusieurs:

- (i) halogène,
- (ii) -alkyle C_{1-6} ou

(iii) -Oalkyle C_{1-6} ; R^3 est sélectionné parmi le groupe consistant en:

- (1) hydrogène,
 (2) -alkyle C_{1-6} et
 (3) $-S(O)_n-R^4$,
 où ladite fraction alkyle de R^3 est optionnellement substituée par un ou plusieurs:

- (a) halogène,
 (b) cyano ou
 (c) -O-alkyle C_{1-6} , où ledit alkyle est optionnellement substitué par un ou plusieurs halo;

 R^4 , R^6 et R^8 sont sélectionnés indépendamment parmi le groupe consistant en:

- (1) hydrogène,
 (2) -alkyle C_{1-6} et
 (3) $-(CH_2)_n$ -aryle,
 où ladite fraction alkyle ou aryle de R^4 , R^6 ou R^8 est optionnellement substituée par un ou plusieurs:

- (a) halogène,
 (b) cyano et
 (c) -O-alkyle C_{1-6} , où ledit alkyle est optionnellement substitué par un ou plusieurs halogène;

 R^{5A} et R^{5B} sont sélectionnés parmi le groupe consistant en:

- (1) hydrogène,
 (2) -alkyle C_{1-6} ,
 (3) -cycloalkyle C_{3-6} ,
 (4) $-C(=O)-O-R^6$,
 (5) $-S(O)_2-R^6$,

ou bien R^{5A} et R^{5B} sont liés ensemble avec l'azote auquel ils sont attachés tous les deux pour former un cycle carbocyclique à 2-6 chaînons, où un ou deux des atomes cycliques est optionnellement remplacé par un azote, un oxygène ou un soufre;
 m est 0 ou 1 et
 n est 0, 1 ou 2.

2. Composé selon la revendication 1 ou un sel pharmaceutiquement acceptable de celui-ci, dans lequel Q est C, X et Y sont chacun CH et Z est N.
3. Composé selon la revendication 1 ou un sel pharmaceutiquement acceptable de celui-ci, dans lequel X, Y et Z sont chacun CH et Q est C.
4. Composé selon la revendication 1 ou un sel pharmaceutiquement acceptable de celui-ci, dans lequel X et Z sont chacun CH, Q est C et Y est N.
5. Composé selon l'une quelconque des revendications 1 à 4 ou un sel pharmaceutiquement acceptable de celui-ci, dans lequel R^1 est sélectionné parmi le groupe consistant en:

- (1) halogène,
 (2) -CN,
 (3) -O-alkyle C_{1-6} ou
 (4) -alkyle C_{1-6} ,
 où ledit alkyle est optionnellement substitué par un ou plusieurs:

- (a) halogène,
 (b) hydroxy,

- (c) -O-alkyle C₁₋₆,
- (d) -alkyle C₁₋₆,
- (e) -C(=O)-(O)_m-R⁶,
- (f) -NR^{5A}R^{5B} ou
- (g) oxo.

6. Composé selon l'une quelconque des revendications 1 à 4 ou un sel pharmaceutiquement acceptable de celui-ci, dans lequel R¹ est sélectionné parmi le groupe consistant en:

- (1) aryle ou
- (2) hétéroaryle, où la fraction aryle ou hétéroaryle de R¹ est optionnellement substituée par un ou plusieurs:

- (a) halogène,
- (b) hydroxy,
- (c) -O-alkyle C₁₋₆,
- (d) -alkyle C 1-6 ou
- (e) -S(O)_n-R⁸.

7. Composé selon l'une quelconque des revendications 1 à 6 ou un sel pharmaceutiquement acceptable de celui-ci, dans lequel R² est -cycloalkyle C₃₋₈, optionnellement substitué par un ou plusieurs:

- (a) hydroxy,
- (b) -O-alkyle C₁₋₆ ou
- (c) oxo.

8. Composé selon l'une quelconque des revendications 1 à 6 ou un sel pharmaceutiquement acceptable de celui-ci, dans lequel R² est sélectionné parmi le groupe consistant en:

- (1) aryle,
- (2) hétéroaryle ou
- (3) -alkyle C₁₋₆, où ledit aryle, hétéroaryle ou alkyle est optionnellement substitué par un ou plusieurs:

- (a) halogène,
- (b) hydroxy,
- (c) -O-alkyle C₁₋₆,
- (d) -alkyle C₁₋₆,
- (e) -CN,
- (f) -C(=O)-(O)_m-R⁶,
- (g) -NR^{5A}R^{5B},
- (h) oxo,
- (i) aryle et
- (j) hétéroaryle.

9. Composé selon la revendication 1 ou un sel pharmaceutiquement acceptable de celui-ci, dans lequel R³ est hydrogène.

10. Composé selon la revendication 1 ou un sel pharmaceutiquement acceptable de celui-ci, qui est sélectionné parmi le groupe consistant en:

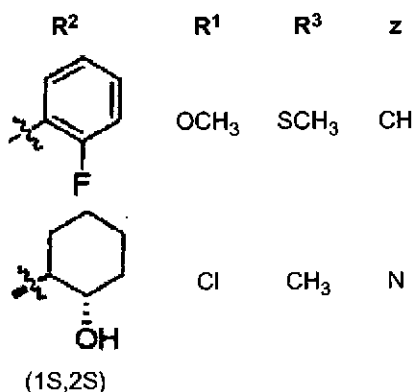
- rac-3-[trans-2-hydroxycyclohexyl]-6-[(6-méthylpyridin-3-yl)méthyl]benzo[h]quinazolin-4(3H)-one;
- 3-[(1S,2S)-2-hydroxycyclohexyl]-6-[(6-méthylpyridin-3-yl)méthyl]benzo[h]quinazolin-4(3H)-one;
- 6-(4-méthoxybenzyl)-3-(5-méthyl)-1H-pyrazol-3-yl]benzo[h]quinazolin-4(3H)-one;
- 6-(4-méthoxybenzyl)-3-pyridin-3-yl]benzo[h]quinazolin-4(3H)-one;
- rac-3-[trans-2-hydroxycyclohexyl]-6-[[6-(1-méthyl-1H-pyrazol-4-yl)pyridin-3-yl]méthyl]benzo[h]quinazolin-4(3H)-one;
- rac-3-[trans-2-hydroxycyclohexyl]-6-[[6-(1H-pyrazol-1-yl)pyridin-3-yl]méthyl]benzo[h]quinazolin-4(3H)-one;
- rac-5-({3-[trans-2-hydroxycyclohexyl]-4-oxo-3,4-dihydrobenzo[h]quinazolin-6-yl)méthyl}pyridine-2-carbonitrile;

rac-3-[trans-2-hydroxycyclohexyl]-6-[[6-méthylsulfonyl]pyridin-3-yl]méthyl]benzo[h]quinazolin-4(3H)-one;
 rac-3-[trans-2-hydroxycyclohexyl]-6-[(6-méthoxypyridin-3-yl)méthyl]benzo[h]quinazolin-4(3H)-one;
 6-[(6-chloropyridin-3-yl)méthyl]-3-(2-oxocyclohexyl)benzo[h]quinazolin-4(3H)-one;
 trans-2-[6-[(6-chloropyridin-3-yl)méthyl]-4-oxobenzo[h]quinazolin-3(4H)-yl]cyclohexyl-rac-acétate;
 N-[(1S,2S)-2-[6-[(6-chloropyridin-3-yl)méthyl]-4-oxobenzo[h]quinazolin-3(4H)-yl]cyclohexyl]acétamide;
 3-[(1S,2S)-2-hydroxycyclohexyl]-6-[(6-isopropylpyridin-3-yl)méthyl]benzo[h]quinazolin-4(3H)-one;
 3-[(1S,2S)-2-hydroxycyclohexyl]-6-[[6-(1-hydroxy-1-méthyléthyl)pyridin-3-yl]méthyl]benzo[h]quinazolin-4(3H)-one;
 rac-3-[trans-2-hydroxycyclohexyl]-6-[[6-hydroxyméthyl]pyridin-3-yl]méthyl]benzo[h]quinazolin-4(3H)-one;
 rac-3-[trans-2-hydroxycyclohexyl]-6-[(1-méthyl-6-oxo-1,6-dihydropyridin-3-yl)méthyl]benzo[h]quinazolin-4(3H)-one;
 3-[(1S,2S)-2-hydroxycyclohexyl]-6-[(6-méthyl-1-oxidopyridin-3-yl)méthyl]benzo[h]quinazolin-4(3H)-one;
 3-[(1S,2S)-2-hydroxycyclohexyl]-6-(pyridin-2-yl)méthyl]benzo[h]quinazolin-4(3H)-one;
 6-[(6-chloropyridin-3-yl)méthyl]-3-[(1S,2S)-2-hydroxycyclohexyl]-2-méthylbenzo[h]quinazolin-4(3H)-one;
 ou un sel pharmaceutiquement acceptable de ceux-ci.

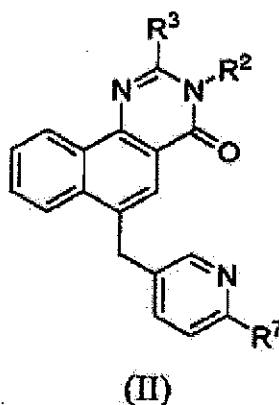
11. Composé selon la revendication 1 ou un sel pharmaceutiquement acceptable de celui-ci, qui est sélectionné parmi le groupe consistant en:

rac-3-[trans-2-hydroxycyclohexyl]-6-[(6-méthylpyridin-3-yl)méthyl]benzo[h]quinazolin-4(3H)-one;
 3-[(1S,2S)-2-hydroxycyclohexyl]-6-[(6-méthylpyridin-3-yl)méthyl]benzo[h]quinazolin-4(3H)-one;
 6-(4-méthoxybenzyl)-3-(5-méthyl)-1H-pyrazol-3-yl]benzo[h]quinazolin-4(3H)-one;
 6-(4-méthoxybenzyl)-3-pyridin-3-ylbenzo[h]quinazolin-4(3H)-one;
 rac-3-[trans-2-hydroxycyclohexyl]-6-[[6-(1-méthyl-1H-pyrazol-4-yl)pyridin-3-yl]méthyl]benzo[h]quinazolin-4(3H)-one;
 rac-3-[trans-2-hydroxycyclohexyl]-6-[[6-(1H-pyrazol-1-yl)pyridin-3-yl]méthyl]benzo[h]quinazolin-4(3H)-one;
 rac-5-[(3-[trans-2-hydroxycyclohexyl]-4-oxo-3,4-dihydrobenzo[h]quinazolin-6-yl)méthyl]pyridine-2-carbonitrile;
 ou un sel pharmaceutiquement acceptable de ceux-ci.

12. Composé selon la revendication 1, dans lequel X et Y sont CH, Q est C et R¹, R², R³ et Z sont illustrés ci-dessous:



13. Composé selon la revendication 1, où le composé de la formule (I) est un composé de la formule (II):



ou un sel pharmaceutiquement acceptable de celui-ci, dans lequel:

R⁷ est sélectionné parmi le groupe consistant en:

- (1) hydrogène,
- (2) aryle,
- (3) hétéroaryle,
- (4) halogène,
- (5) -CN,
- (6) -O-alkyle C₁₋₆,
- (7) -alkyle C₁₋₆,
- (8) -alcényle C₂₋₆,
- (9) -S(=O)_n-R⁴ et
- (10) -NR^{5A}R^{5B},

où ladite fraction aryle, hétéroaryle, alkyle et alcényle est optionnellement substituée par un ou plusieurs:

- (a) halogène,
- (b) hydroxy,
- (c) -O-alkyle C₁₋₆,
- (d) -alkyle C₁₋₆,
- (e) -C(=O)-(O)_m-R⁶,
- (f) -N(R^{5A}R^{5B}),
- (g) -S(=O)_n-R⁸ et
- (h) oxo.

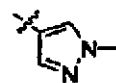
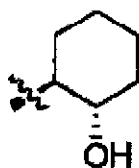
14. Composé selon la revendication 13 ou un sel pharmaceutiquement acceptable de celui-ci, dans lequel R³ est hydrogène et R² et R⁷ sont appariés comme il est illustré ci-dessous:

Stéréospécificité

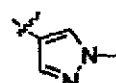
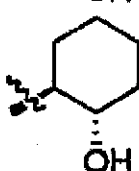
R²

R⁷

Racémique



(1S, 2S)



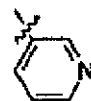
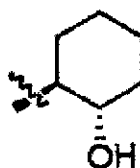
(suite)

Stéréospécificité

R²R⁷

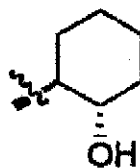
5

Racémique



10

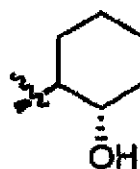
Racémique



Cl

15

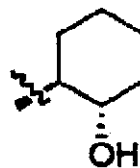
(1S, 2S)



Cl

20

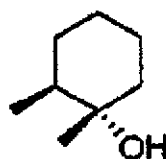
Racémique



Cl

25

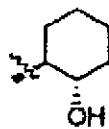
(1S, 2S)



Cl

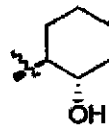
30

Racémique



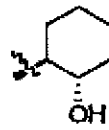
35

(1S, 2S)



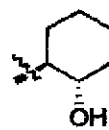
40

Racémique



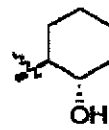
45

Racémique

N(CH₃)₂

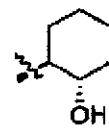
50

Racémique

CH₃

55

(1S, 2S)

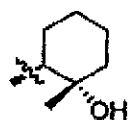
CH₃

(suite)

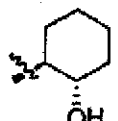
Stéréospécificité

R²R⁷

(1S, 2S)

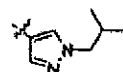
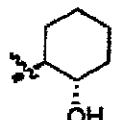
CH₃

Racémique

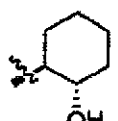


CN

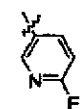
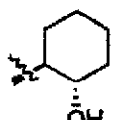
Racémique



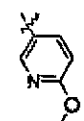
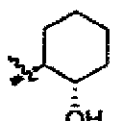
Racémique



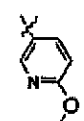
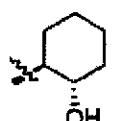
Racémique



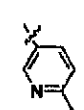
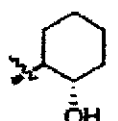
Racémique



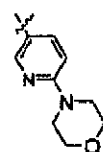
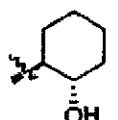
(1S, 2S)



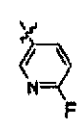
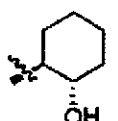
Racémique



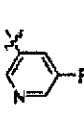
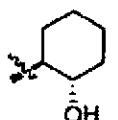
Racémique



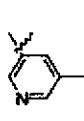
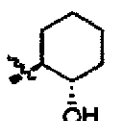
(1S, 2S)



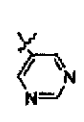
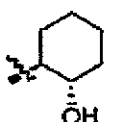
(1S, 2S)



(1S, 2S)



(1S, 2S)



(suite)

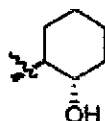
	Stéréospécificité	R ²	R ⁷
5	(1S, 2S)		
10	(1S, 2S)		
15	(1S, 2S)		
	Racémique		
20	Racémique		
25	Racémique		
30	(1S, 2S)		
35	Racémique		
40	Racémique		
45	Racémique		SCH ₃
50	(1S, 2S)		SCH ₃
55	Racémique		SO ₂ CH ₃
	Racémique		CH ₂ =CH-

(suite)

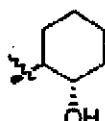
Stéréospécificité

R²R⁷

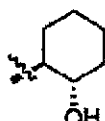
Racémique

CH₂CH₃

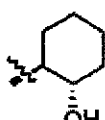
(1S, 2S)

CH₂CH₃

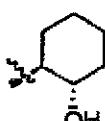
(1S, 2S)

CH₂OH

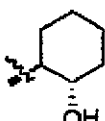
(1S, 2S)



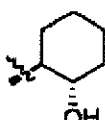
(1S, 2S)



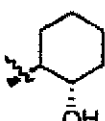
(1S, 2S)



(1S, 2S)

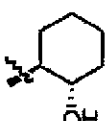


Racémique

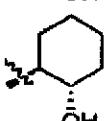


CHO

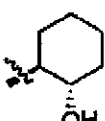
Racémique

OCH₃

(1S, 2S)

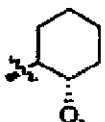
OCH₃

Racémique



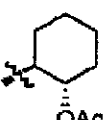
H

Racémique



Cl

Racémique



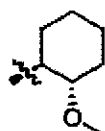
Cl

(suite)

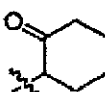
Stéréospécificité

 R^2 R^7

(1S, 2S)

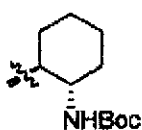
 CH_3

Racémique



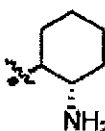
Cl

(1S, 2S)



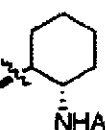
Cl

(1S, 2S)



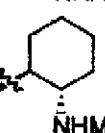
Cl

(1S, 2S)



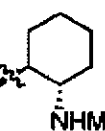
Cl

(1S, 2S)



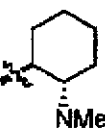
Cl

(1S, 2S)



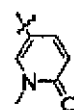
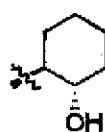
Cl

(1S, 2S)

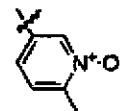
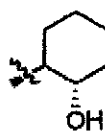


Cl

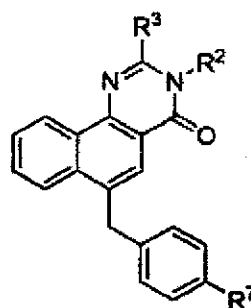
Racémique



(1S, 2S)



15. Composé selon la revendication 1, dans lequel le composé de la formule (I) est un composé de la formule (III):



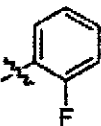
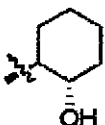
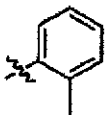

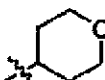
ou un sel pharmaceutiquement acceptable de celui-ci, dans lequel:

R^2 et R^3 sont tels que décrits ci-dessus et R^7 est sélectionné parmi le groupe consistant en:

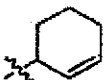
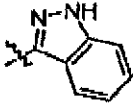
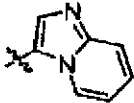

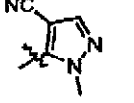
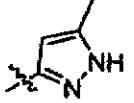
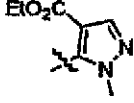
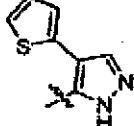
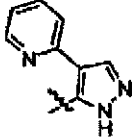
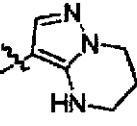
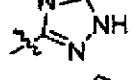
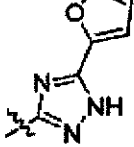
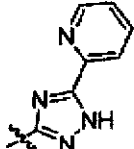

- 5 (1) hydrogène,
 (2) aryle,
 (3) hétéroaryle,
 (4) halogène,
 (5) -CN,
 10 (6) -O-alkyle C_{1-6} ,
 (7) -alkyle C_{1-6} ,
 (8) -alcényle C_{2-6} ,
 (9) -S(=O)_n- R^4 et
 (10) -NR^{5A}R^{5B},
 15 où ladite fraction aryle, hétéroaryle, alkyle et alcényle est optionnellement substituée par un ou plusieurs:

- (a) halogène,
 (b) hydroxy,
 (c) -O-alkyle C_{1-6} ,
 20 (d) -alkyle C_{1-6} ,
 (e) -C(=O)-(O)_m- R^6 ,
 (f) -N(R^{5A}R^{5B}),
 (g) -S(=O)_n- R^8 et
 (h) oxo.

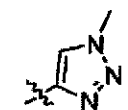
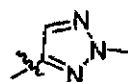
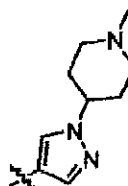
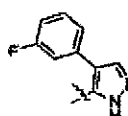
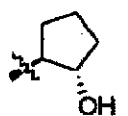
25 16. Composé selon la revendication 15, dans lequel R^3 est hydrogène et R^2 et R^7 sont appariés parmi les groupes consistant en:

R^2	R^7
	OCH ₃
H	OCH ₃
Allyle	OCH ₃
Me	OCH ₃
Ph	OCH ₃
	OCH ₃
(Racémique)	
3- pyridyle	OCH ₃
4- pyridyle	OCH ₃
	OCH ₃
	OCH ₃
CH ₂ CH ₂ CN	OCH ₃
	OCH ₃
CH ₂ CH ₂ OH	OCH ₃

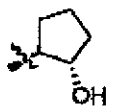
(suite)

	R ²	R ⁷
5		OCH ₃
	(Racémique)	
10		OCH ₃
15		OCH ₃
		OCH ₃
20		OCH ₃
25		OCH ₃
		OCH ₃
30		OCH ₃
35		OCH ₃
40		OCH ₃
45		OCH ₃
50		OCH ₃
		OCH ₃
55		OCH ₃

(suite)

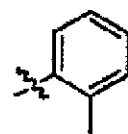
R²R⁷OCH₃OCH₃OCH₃OCH₃OCH₃

(Racémique)

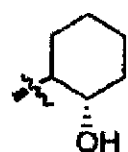


Cl

(Racémique)

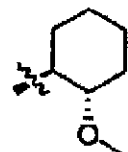


Cl



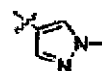
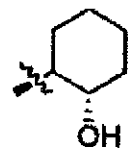
Cl

(Racémique)



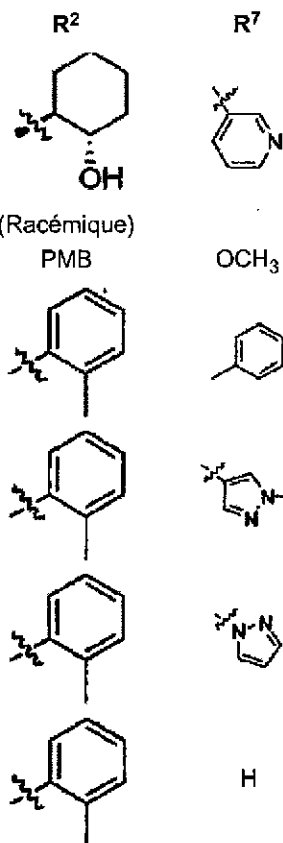
Cl

(Racémique)



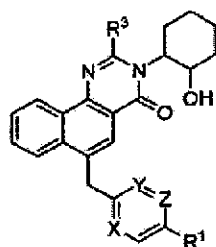
(Racémique)

(suite)



ou un sel pharmaceutiquement acceptable de celui-ci.

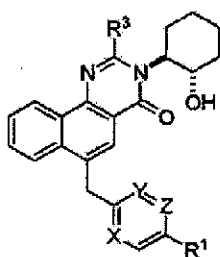
17. Composé selon la revendication 1, dans lequel le composé de la formule (I) est un composé de la formule (IV):



(IV)

ou un sel pharmaceutiquement acceptable de celui-ci, dans lequel X, Y, Z, R^1 et R^3 sont tels que définis dans la revendication 1.

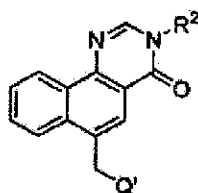
18. Composé selon la revendication 17, dans lequel le composé de la formule (IV) est un composé de la formule (IVA):



(IVA)

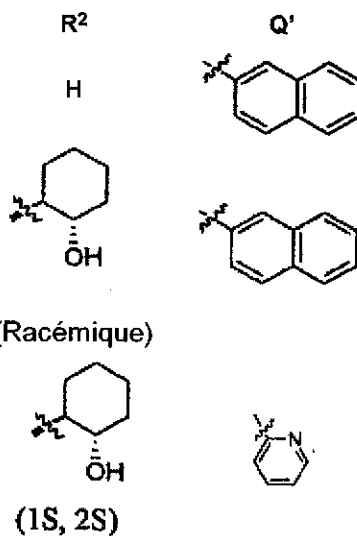
dans lequel les liaisons entre l'azote de benzoquinazoline et le carbone 1 sur le cycle cyclohexyle et la liaison entre l'hydroxy et le carbone 2 sur le cycle cyclohexyle sont trans.

19. Composé selon la revendication 17 ou 18, dans lequel X et Y sont chacun CH et Z est N.
20. Composé selon la revendication 18 ou 19, dans lequel X, Y et Z sont chacun CH.
21. Composé selon la revendication 18, dans lequel X et Y sont chacun CH, Z est N, R¹ est CH₃ et R³ est H; ou un sel pharmaceutiquement acceptable de celui-ci.
22. Composé de la formule (V):

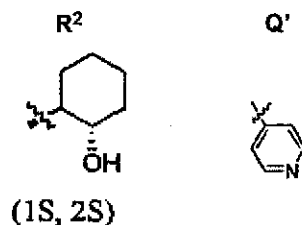


(V)

dans lequel R² et Q' sont appariés comme ci-dessous:



(suite)



ou un sel pharmaceutiquement acceptable de celui-ci.

23. Composition pharmaceutique comprenant une quantité thérapeutiquement efficace d'un composé selon l'une quelconque des revendications 1-22 ou un sel pharmaceutiquement acceptable de ceux-ci et un véhicule pharmaceutiquement acceptable.

24. Composé selon l'une quelconque des revendications 1-22 ou un sel pharmaceutiquement acceptable de celui-ci, à utiliser en médecine.

25. Composé selon l'une quelconque des revendications 1-22 ou un sel pharmaceutiquement acceptable de celui-ci, à utiliser dans le traitement d'une maladie ou d'un trouble médié par le récepteur muscarinique M1, où ladite maladie ou trouble est sélectionné parmi le groupe consistant en maladie d'Alzheimer, schizophrénie, douleur ou troubles du sommeil.

REFERENCES CITED IN THE DESCRIPTION

This list of references cited by the applicant is for the reader's convenience only. It does not form part of the European patent document. Even though great care has been taken in compiling the references, errors or omissions cannot be excluded and the EPO disclaims all liability in this regard.

Patent documents cited in the description

- WO 2000002621 A [0006]
- WO 2004073639 A [0211]

Non-patent literature cited in the description

- Eglen et al. *TRENDS in Pharmacological Sciences*, 2001, vol. 22 (8), 409-414 [0004]
- Fisher. *Jpn J Pharmacol*, 2000, vol. 84, 101-112 [0004]
- Spalding et al. *Mol Pharmacol*, 2002, vol. 61 (6), 1297-1302 [0005]
- S. Lazareno et al. *Mol Pharmacol*, 2002, vol. 62 (6), 1491-1505 [0006] [0078]
- S. Lazareno et al. *Mol Pharmacol*, 2000, vol. 58, 194-207 [0006]
- Protective Groups in Organic Chemistry. Plenum Press, 1973 [0075]
- T.W. Greene ; P/G.M. Wuts. Protective Groups in Organic Synthesis. John Wiley & Sons, 1999 [0075]
- *Pharmacol Ther*, 1993, vol. 58, 319-379 [0078]
- *Eur J Pharmacol*, 1996, vol. 295, 93-102 [0078]
- *Mol Pharmacol*, 2002, vol. 61, 1297-1302 [0078]
- Birdsall et al. *Life Sciences*, 2001, vol. 68, 2517-2524 [0080]
- Christopoulos. *Nature Reviews: Drug Discovery*, 2002, vol. 1, 198-210 [0080]
- Diagnostic and Statistical Manual of Mental Disorders (DSM-IV-TR). American Psychiatric Association, 2000 [0089]